

CATALOG#:	
PROJECT:	
TYPE:	



100W/150W/160W



210W/230W/235W

MHB08

LED HIGH BAY

MHB08 is a compact, round, budget-friendly high bay that combines great performance with premium aesthetics. The stylish exterior design is very adaptable and can be seamlessly integrated into various environments without being obtrusive. The unique structural design provides maximum durability and reliability, while supporting Hook, Pendant, and surface three installation methods, replacing MH up to 1000W. Each model of the MHB08 series supports color temperature adjustment, and 4 positions wattage regulation, reducing product stocking budgets. Optional for Emergency and Sensor. It's ideal for a variety of commercial and industrial lighting applications such as warehouses, manufacturing, and stadiums.

CONSTRUCTION

- Casting thermally conducts LED heat to optimize performance and long life.
- With corrosion-resistant powder coating that provides protection and architectural appearance while adapting well to the environment.

SPECIFICATIONS

- Light engines are available in color tunable version, the CCT can be changed to three CCTs (3000K, 4000K, 5000K) or two CCTs(4000K, 5000K).
- Scalable Lumen Packages from 6,000 to 40,000 Lumens.
- Anti-UV prismatic translucent lens is designed to shape the light uniformity and controls the glare light.
- Universal 120-277VAC or 120-347VAC or 347/480V input voltage.
- 0-10V dimming standard for a dimming range of 100% to 10%.
- PF >90%, THD <20%, 6KV surge protection.
- Operating Temperature Range: -40°C to 45°C (-40°F - + 113°F) or -40°C to 50°C (-40°F - + 122°F). Note: Operating with emergency battery temperature range: 5°C to 50°C (+41°F - + 122°F)
- Estimated 50,000-hour LED lifespan based on IES LM-80 results and TM-21 calculations.
- Optional Occupancy sensor or Microwave sensor or daylight sensor.
- Optional Bluetooth sensor or Bluetooth controller.
- Silvair Luminaire Level Lighting Control (LLC) optional.
- Sharkward Luminaire Level Lighting Control (LLC) optional.
- Also compatible with 3rd party smart network control system.
- Optional for Emergency Battery Backup.

- **Warranty** : Five-year warranty

- **Cortication's**: UL cUL wet location listed. **DesignLights Consortium™** Qualified. Note: Please refer to the DLC website for specific product qualifications at www.designlights.org

- Note: Actual performance may differ as a result of end-user environment and application. All values are design or typical values, measured under Laboratory conditions at 25°C(±5°C) specification's subject to change without notice.




CATALOG#:

PROJECT:

TYPE:

MHB08

LED HIGH BAY



Emergency Battery
25W 3500lm 90min

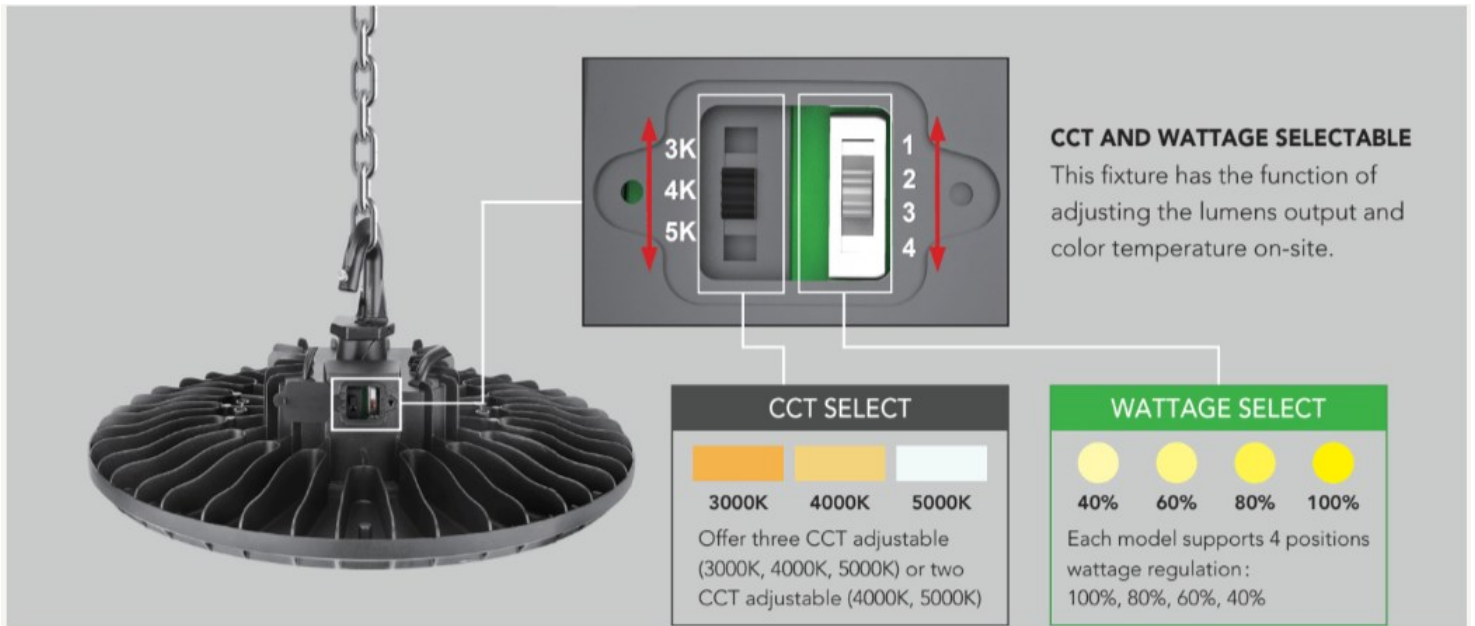
Installation accessory
Available for both hook mount, conduit mount and surface mounting with U-bracket(optional). U-bracket allows to adjust the direction to illuminate any area you need.

Transformer BOX
Transformer can be easily added into the Junction-box and convert to HV models, reducing SKUs and inventory pressure.

Housing
Rugged die-cast housing with corrosion-resistant powder coating for effective protection.

Plug-and-Play Sensor (optional)
Sensor allows for security and energy saving.

Install in 3-Seconds



CCT AND WATTAGE SELECTABLE
This fixture has the function of adjusting the lumens output and color temperature on-site.

CCT SELECT

3000K	4000K	5000K
-------	-------	-------

Offer three CCT adjustable (3000K, 4000K, 5000K) or two CCT adjustable (4000K, 5000K)

WATTAGE SELECT

40%	60%	80%	100%
-----	-----	-----	------

Each model supports 4 positions wattage regulation: 100%, 80%, 60%, 40%



CATALOG#:

PROJECT:

TYPE:

MHB08

LED HIGH BAY

ELECTRICAL DATA

NUMBER OF DRIVERS	DRIVER CURRENT (mA)	NOMINAL POWER (W)	INPUT VOLTAGE (V)	CURRENT (Amps)
1	800	100	120	0.83
		100	208	0.48
		100	240	0.42
		100	277	0.36
		100	347	0.29
		105	347	0.30
		105	480	0.22
1	1150	150	120	1.25
		150	208	0.72
		150	240	0.63
		150	277	0.54
		150	347	0.43
		155	347	0.45
		155	480	0.32
1	1280	160	120	1.33
		160	208	0.77
		160	240	0.67
		160	277	0.58
		160	347	0.46
		165	347	0.48
		165	480	0.34
1	1700	210	120	1.75
		210	208	1.01
		210	240	0.88
		210	277	0.76
		210	347	0.61
		215	347	0.62
		215	480	0.45
1	1750	230	120	1.92
		230	208	1.11
		230	240	0.96
		230	277	0.83
		230	347	0.66
		235	347	0.68
		235	480	0.49
1	1850	235	120	1.96
		235	208	1.13
		235	240	0.98
		235	277	0.85
		235	347	0.68
		240	347	0.69
		240	480	0.50

CATALOG#:

PROJECT:

TYPE:

MHB08

LED HIGH BAY

PERFORMANCE DATA

MHB08100W								
SETTING	SYSTEM WATTS	CRI	3000K		4000K		5000K	
			LUMENS	LPW	LUMENS	LPW	LUMENS	LPW
100%	100W	70	14000lm	140 lm/W	16000lm	160 lm/W	14500lm	145 lm/W
80%	80W	70	11600lm	145 lm/W	13000lm	163 lm/W	12000lm	150 lm/W
60%	60W	70	9000lm	150 lm/W	10000lm	167 lm/W	9400lm	157 lm/W
40%	40W	70	6200lm	155 lm/W	7000lm	175 lm/W	6500lm	163 lm/W

MHB08150W								
SETTING	SYSTEM WATTS	CRI	3000K		4000K		5000K	
			LUMENS	LPW	LUMENS	LPW	LUMENS	LPW
100%	150W	70	22000lm	147 lm/W	24000lm	160 lm/W	22500lm	150 lm/W
80%	120W	70	18000lm	150 lm/W	20000lm	167 lm/W	19000lm	158 lm/W
60%	90W	70	14000lm	156lm/W	15500lm	172 lm/W	14600lm	162 lm/W
40%	60W	70	9800lm	163 lm/W	10800lm	180 lm/W	10000lm	167 lm/W

MHB08160W								
SETTING	SYSTEM WATTS	CRI	3000K		4000K		5000K	
			LUMENS	LPW	LUMENS	LPW	LUMENS	LPW
100%	160W	70	25500lm	159 lm/W	28000lm	175 lm/W	27000lm	169 lm/W
80%	128W	70	21200lm	166 lm/W	22800lm	178 lm/W	22000lm	172 lm/W
60%	96W	70	16500lm	172 lm/W	17500lm	182 lm/W	17000lm	177 lm/W
40%	64W	70	11300lm	177 lm/W	12000lm	188 lm/W	11600lm	181 lm/W

MHB08210W								
SETTING	SYSTEM WATTS	CRI	3000K		4000K		5000K	
			LUMENS	LPW	LUMENS	LPW	LUMENS	LPW
100%	210W	70	30200lm	144 lm/W	32000lm	152 lm/W	30500lm	145 lm/W
80%	168W	70	24500lm	146 lm/W	26500lm	158 lm/W	25000lm	149 lm/W
60%	126W	70	19000lm	151 lm/W	21000lm	167 lm/W	20000lm	159 lm/W
40%	84W	70	13500lm	161 lm/W	14500lm	173 lm/W	14000lm	167 lm/W

MHB08230W								
SETTING	SYSTEM WATTS	CRI	3000K		4000K		5000K	
			LUMENS	LPW	LUMENS	LPW	LUMENS	LPW
100%	230W	70	34000lm	148 lm/W	36000lm	157 lm/W	35000lm	152 lm/W
80%	184W	70	28000lm	152lm/W	30000lm	163 lm/W	29000lm	158 lm/W
60%	138W	70	22000lm	159 lm/W	24000lm	174 lm/W	23000lm	167 lm/W
40%	92W	70	15500lm	168 lm/W	16500lm	179 lm/W	16000lm	174 lm/W

MHB08235W (Single CCT only)								
SETTING	SYSTEM WATTS	CRI	3000K		4000K		5000K	
			LUMENS	LPW	LUMENS	LPW	LUMENS	LPW
100%	235W	70	37000lm	157 lm/W	40000lm	170 lm/W	40000lm	170 lm/W
80%	188W	70	31000lm	165 lm/W	33000lm	176 lm/W	33000lm	176 lm/W
60%	141W	70	24000lm	170 lm/W	25500lm	181 lm/W	25500lm	181 lm/W
40%	94W	70	16500lm	176 lm/W	17500lm	186 lm/W	17500lm	186 lm/W

CATALOG#:

PROJECT:

TYPE:

MHB08

LED HIGH BAY

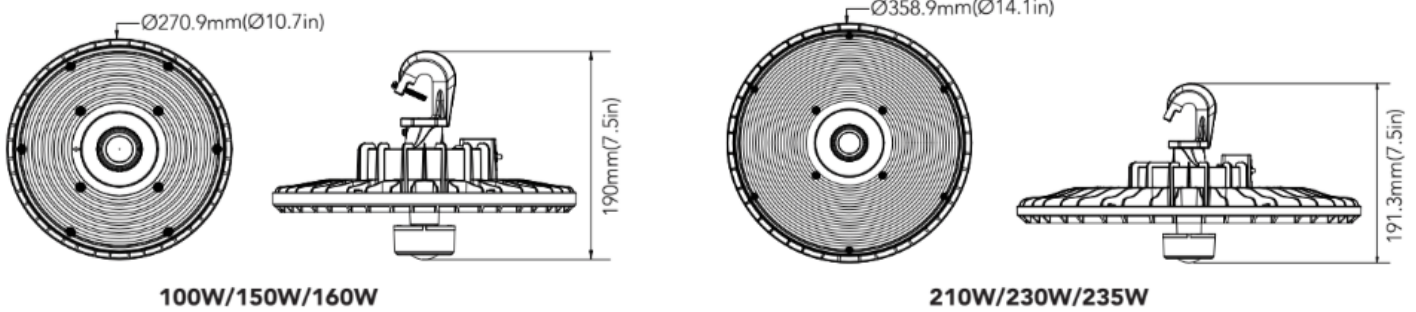
ACCESSORIES (Optional)

Emergency Battery 25W 3500lm 90min, suit for 210W, 230W. 16W 2000lm 90min, suit for 100W,150W,160W	Plug-and-Play PIR Sensor PIR sensor: MSANT12VPH01 Bluetooth PIR sensor: MSANT12VPHB01	Plug-and-Play Microwave Sensor Microwave sensor: MSANT12VMH01 Bluetooth microwave sensor: MSANT12VMH01	U-Bracket Use for surface mount	Aluminum Reflector	Pc Reflector

Note: Main Stocking sensor's SKU: MSANT12VPH01

DIMENSION

unit: mm/inch



ORDERING GUIDE									Example: MHB08210W27V YYYYYY
Fixture Type	Wattage	Voltage	CCT	Finish	Sensor (Option)	Emergency Battery (Option)	CCT and Power Adjustable	Internal Code	
<input type="checkbox"/>	<input type="checkbox"/>	<input type="checkbox"/>	<input type="checkbox"/>	<input type="checkbox"/>	<input type="checkbox"/>	<input type="checkbox"/>	<input type="checkbox"/>	<input type="checkbox"/>	
MHB08 High Bay Series	100W 150W 160W² 210W 230W 235W²	27V 120-277V 34V 120-347V 48V 347/480V	DDK Adjustable color temperature 30K' 3000K 40K' 4000K 50K' 5000K	B Black D Dark Bronze W White	M With Sensor Blank Without Sensor	B With Emergency Battery Blank Without Emergency Battery	AD With Adjustment Dial Blank Without Adjustment Dial	Blank Alphanumeric 2 With 2 CCTs Dial 3 With 3 CCTs Dial	

Note: 1. Only 235W suit for single CCT 30K, 40K or 50K.
2. The ambient temperature of 160W and 235W is: -40°C to 45°C.

MOUNTING



PHOTOMETRICS

