


FEATURES & SPECIFICATIONS

INTENDED USE

Full body micro silhouette 2.5 inches (nominal) in diameter makes a bold statement with a minimal design in post-painted powder coat flat white finish (consult factory for other finishes). Snap Fit softy etched diffuser with small matched finish metal inserts to hide shadows and dark spots provides smooth, comfortable lighting and completes the clean appearance. Available for fluorescent and LED T8 lamps (with and without ballast) or a complete LED system with driver and LED arrays. The fixture is beautifully scaled to both the T8 lamp or LED arrays. Fixtures can be surface mounted, on wall or ceiling, or pendant mounted. They can be used individually or joined together for continuous runs. End Cap is easily removable for clean, hassle free continuous row mounting. Add a wiring harness for complete plug and play operation in continuous runs.

MATERIAL & FEATURES

- Fully assembled housing is formed and welded, 22 gauge steel, chemically treated to resist corrosion and enhance paint adhesion
- Can be mounted individually or in continuous rows
- Available with smooth frosted lens
- Knock-outs on back accept standard electrical fittings (by others). Consult factory for other locations.
- Dimming ballast options available. (Consult factory for availability and system compatibility).
- Matte white finish



SIZE W x L x H in inches
2.375"W x 48.03"L x 3.25"H
2.375"W x 96.03"L x 3.25"H

MOUNTING

Surface Mount on wall or ceiling, vertical or horizontal.
Pendant mount with optional cable kit or stem kits.
(Consult for Wall Version)

TYPICAL OPTIONS & ACCESSORIES

Occupancy sensor, Whips, Fuses and Cord Sets.
Contact factory for more details.

ORDERING INFORMATION - Fluorescent or LED T8

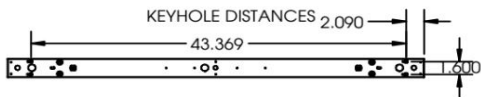
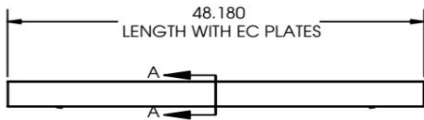

Example: SES251328MV

SES25		132		MV		PI3D	
Series				Ballast & Voltage		Options	
SES25 Full Body Micro				MV	Electronic Multi-volt (120-277V)	HC301WH	5' Cable Kit
				X1	Wired for single ended LED T8 lamps	HC302WH	10' Cable Kit
				X2	Wired for double ended LED T8 lamps	LNXX	Fluorescent lamp included (XX color temperature or add 5 digit vendor code)
				XX	No sockets, ballasts or wiring	PI1	3 wire harness, including white, black and green
						PI2	4 wire harness, including white, black, green and blue for Emergency Battery Backup
						PI3D	5 wire harness, including white, black, green, violet and gray
						LN15W40	Single ended 15W 1800 Lumens 4000K* Included
						LN18W40	Single ended 18W 2100 Lumens 4000K* Included
						* Change 30 to 40 or 50 for 4000K or 5000K	
Lamp Count	Lamp Type [1]	Tandem Code [2]					
1	28 46" T5 [3,4]	46in T5					
1	28 46" T5 [3,4]	8	8ft. tandem (2 lamp positions total)				
1	32 48" T8	48in T8					
1	32 48" T8	8	8 ft. tandem (2 lamp positions total)				
1	54 46" T5HO [3,4]	46in T5					
1	54 46" T5HO [3,4]	8	8 ft. tandem (2 lamp positions total)				

Notes

- [1] See end of T02Strip section for many additional lamps, ballasts, finishes, and options.
 [2] Tandem doubles length and lamp count. Same lamps in cross section, additional lamps end to end.
 [3] T5 & T5HO S body strips are full 24/36/48/96in length. See KDS series for shorter strips.
 [4] EM for T5, T5HO requires T5 emergencies

DIMENSIONS & MOUNTING



BOTTOM VIEW

