



Texas Fluorescents
Reinvented

CATALOG#: _____
PROJECT: _____
TYPE: _____

Series 131

LED Lensed Troffer, Recessed Linear

Series 131 is a specification grade, low profile troffer family available in a multitude of ways – based on four Kelvin temperature options, ten diffuser styles and three size configurations. These durable and unobtrusive lensed LED troffers achieve both energy efficiency and high light output. They are ideal for commercial and industrial buildings requiring general illumination with recessed configurations and are rated for both dry and damp locations.

CONSTRUCTION

This fixture's housing is die-formed and embossed code 22 gauge steel with a high-reflectance, baked white enamel finish. The lens has been designed using a hinged, steel door frame that makes maintenance and driver access quick and easy from underneath without tools.

TYPICAL OPTIONS & ACCESSORIES

Emergency battery backup, cord sets, whips, wire guards. Contact factory for additional options.

MOUNTING

An access plate is furnished with each recessed fixture for fast wiring connections without necessity to pen the fixture or wireway. Designed for recessed installation in standard inverted T-grid ceiling, recessed installation in hard ceilings with FIK kits (sold separately), surface mount available with shroud kit (sold as complete item).



DIMENSIONS

- 1x4 - 48"L x 11.75"W x 4"H
- 2x2 - 24"L x 23.75"W x 4"H
- 2x4 - 48"L x 23.75"W x 4"H

FEATURES & BENEFITS

- Shallow, low profile design.
- Clean exterior look with no exterior fasteners
- For recessed installation in standard T-grid ceilings
- Fully enclosed spring loaded cam latches allow years of hassle free maintenance.
- Heavy gauge welded end plates and housing ensure durable, rigid construction
- Dry and damp location rated, with a fully gasketed door that minimizes contaminants
- Post painted powder coat finish
- >50,000 hrs of L70 LED life
- CRI >80 (90CRI avail.)
- 0-10 Volt dimmable 120-277 (120V ELV/TRIAC avail.)
- Power Factor 0.90
- IC rated for dry and damp locations
- Chicago Plenum Rated (Optional)
- 5 year warranty.





Texas Fluorescents
Reinvented

CATALOG# : _____
PROJECT : _____
TYPE : _____

Series 131

LED Lensed Troffer,
Recessed Linear

ORDER INFORMATION

Factory at your fingertips. Fill in the blanks to create your part number or create a custom configuration.

SERIES	LENS MATERIAL	SIZE	WATTAGE & LUMENS ³	DRIVER	CRI ⁴	
131 Troffer Grid Mount	A Prismatic Acrylic #12 Pattern	14L 1x4	Y15W 15 Watts 2100 Lumens	DMV 0-10V Dimming	Blank 80 CRI 9 90 CRI	
	A125 Prismatic Acrylic #12 Pattern 1/8"		Y25W 25 Watts 3450 Lumens			
SM131 Troffer Microwave On/Off Sensor	MW ¹ Matte White Acrylic	22L 2x2	Y30W 30 Watts 4100 Lumens	G120 ELV/TRIAC dimming at 120V only (only available with SS sensor)		
	SP1 ² Specular Parabolic Louver 1/2" x 1/2" x 3/8"		Y35W 35 Watts 4800 Lumens			
	SP4 ² Specular Parabolic Louver 3/4" x 3/4" x 1/2"		Y45W 45 Watts 6100 Lumens			
	SP2 ² Specular Parabolic Louver 1 1/2" x 1 1/2" x 1"		Y54W 54 Watts 7300 Lumens			
	PLA ² White Cubed Acrylic Louver 1/2" x 1/2" x 3/8"		Y15W 15 Watts 2100 Lumens			D1MV 0-10V Dimming (dim to 1%)
			Y20W 20 Watts 2700 Lumens			
Y25W 25 Watts 3300 Lumens						
Y33W 33 Watts 4250 Lumens						
24L 2x4	Y20W 20 Watts 3100 Lumens	DMV(xx) 0-10V Dimming (xx) for percentage of light output when not occupied. (required for SV sensor)				
	Y25W 25 Watts 4000 Lumens					
	Y30W 30 Watts 4750 Lumens					
	Y35W 35 Watts 5400 Lumens					
	Y40W 40 Watts 6050 Lumens					
	Y45W 45 Watts 6750 Lumens					
	Y54W 54 Watts 7700 Lumens					

CCT	Accessories
30K 3000K	WP 6 ft. 3 wire 18 gauge whip
35K 3500K	WP4 6 ft. 4 wire 18 gauge whip (non dimming EM)
40K 4000K	WP5W 6 ft. 5 wire 18 gauge whip
50K 5000K	WP6W 6 ft. 6 wire 18 gauge whip (dimming EM)
	EM14 14W Emergency battery backup (integrated)
	EM12 12W Emergency backup (2x4 only or remote)
	EM20 20W Emergency backup (remote only)
	GK1 Single gasket (lens to door frame)
	GK2 Double gasket (lens/frame + frame to troffer)
	GK3 Triple gasket (lens/frame + frame/troffer + troffer to T-grid)
	FIK1x4 1x4 Frame-in-kit 2x2
	FIK2x2 Frame-in-kit
	FIK2x4 2x4 Frame-in-kit
	CP Chicago Plenum Rated (Optional)
	FAW Flush Aluminum White Door Frame

¹White acrylic lens about 25% light loss.

²Consult factory for lead time.

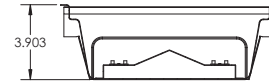
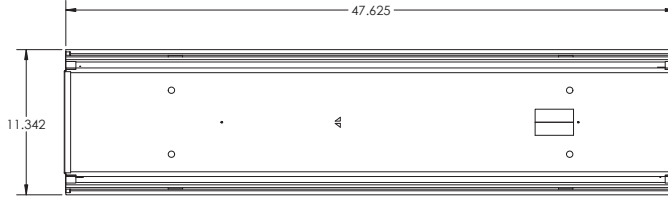
³Programmable LED drivers allow custom configured wattages and corresponding lumens.

⁴Consult factory for 90 CRI 5000K availability.

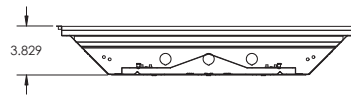
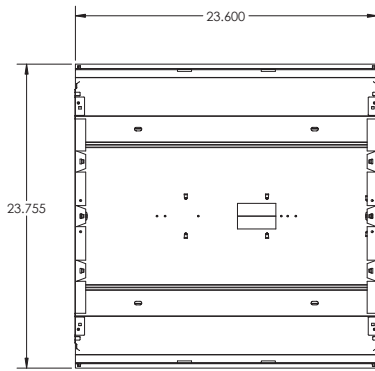
NOTE: Values shown are typical or recorded under standardized conditions at 25°C. Actual performance may vary based environment or application. Specifications are subject to change without notice. We reserve the right to change design, materials, LED's and finish in any way that will not alter installed appearance or reduce function and performance.

DRAWINGS & IMAGES

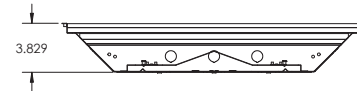

1x4



2x2



2x4



REPLACEMENT LENS ORDERING INFORMATION

SERIES	DESCRIPTION
0131A14L	Replacement Acrylic lens for 1x4
0131A22L	Replacement Acrylic lens for 2x2
0131A24L	Replacement Acrylic lens for 2x4



Texas Fluorescents
Reinvented

CATALOG#: _____
PROJECT: _____
TYPE: _____

Series 131

LED Lensed Troffer,
Recessed Linear

DLC LISTED



ITEM NUMBER - 1X4

- 131A14LY15W(DMV,G120,SRMV)30K0000
- 131A14LY15W(DMV,G120,SRMV)35K0000
- 131A14LY15W(DMV,G120,SRMV)40K0000
- 131A14LY15W(DMV,G120,SRMV)50K0000
- 131A14LY25W(DMV,G120,SRMV)30K0000
- 131A14LY25W(DMV,G120,SRMV)35K0000
- 131A14LY25W(DMV,G120,SRMV)40K0000
- 131A14LY25W(DMV,G120,SRMV)50K0000
- 131A14LY30W(DMV,G120,SRMV)30K0000
- 131A14LY30W(DMV,G120,SRMV)35K0000
- 131A14LY30W(DMV,G120,SRMV)40K0000
- 131A14LY30W(DMV,G120,SRMV)50K0000
- 131A14LY35W(DMV,G120,SRMV)30K0000
- 131A14LY35W(DMV,G120,SRMV)35K0000
- 131A14LY35W(DMV,G120,SRMV)40K0000
- 131A14LY35W(DMV,G120,SRMV)50K0000
- 131A14LY45W(DMV,G120,SRMV)30K0000
- 131A14LY45W(DMV,G120,SRMV)35K0000
- 131A14LY45W(DMV,G120,SRMV)40K0000
- 131A14LY45W(DMV,G120,SRMV)50K0000
- 131A14LY54W(DMV,G120,SRMV)30K0000
- 131A14LY54W(DMV,G120,SRMV)35K0000
- 131A14LY54W(DMV,G120,SRMV)40K0000
- 131A14LY54W(DMV,G120,SRMV)50K0000

ITEM NUMBER - 2X2

- 131A22LY15W(D,G,DALI,DEXAL,SR)(MV,120)30K
- 131A22LY15W(D,G,DALI,DEXAL,SR)(MV,120)35K
- 131A22LY15W(D,G,DALI,DEXAL,SR)(MV,120)40K
- 131A22LY15W(D,G,DALI,DEXAL,SR)(MV,120)50K
- 131A22LY20W(D,G,DALI,DEXAL,SR)(MV,120)30K
- 131A22LY20W(D,G,DALI,DEXAL,SR)(MV,120)35K
- 131A22LY20W(D,G,DALI,DEXAL,SR)(MV,120)40K
- 131A22LY20W(D,G,DALI,DEXAL,SR)(MV,120)50K
- 131A22LY25W(D,G,DALI,DEXAL,SR)(MV,120)30K
- 131A22LY25W(D,G,DALI,DEXAL,SR)(MV,120)35K
- 131A22LY25W(D,G,DALI,DEXAL,SR)(MV,120)40K
- 131A22LY25W(D,G,DALI,DEXAL,SR)(MV,120)50K
- 131A22LY33W(D,G,DALI,DEXAL,SR)(MV,120)30K
- 131A22LY33W(D,G,DALI,DEXAL,SR)(MV,120)35K
- 131A22LY33W(D,G,DALI,DEXAL,SR)(MV,120)40K
- 131A22LY33W(D,G,DALI,DEXAL,SR)(MV,120)50K

ITEM NUMBER - 2X4

- 131A24LY20W(D,G,DALI,DEXAL,SR)MV30K0000
- 131A24LY20W(D,G,DALI,DEXAL,SR)MV35K0000
- 131A24LY20W(D,G,DALI,DEXAL,SR)MV40K0000
- 131A24LY20W(D,G,DALI,DEXAL,SR)MV50K0000
- 131A24LY25W(D,G,DALI,DEXAL,SR)MV30K0000
- 131A24LY25W(D,G,DALI,DEXAL,SR)MV35K0000
- 131A24LY25W(D,G,DALI,DEXAL,SR)MV40K0000
- 131A24LY25W(D,G,DALI,DEXAL,SR)MV50K0000
- 131A24LY30W(D,G,DALI,DEXAL,SR)MV30K0000
- 131A24LY30W(D,G,DALI,DEXAL,SR)MV35K0000
- 131A24LY30W(D,G,DALI,DEXAL,SR)MV40K0000
- 131A24LY30W(D,G,DALI,DEXAL,SR)MV50K0000
- 131A24LY35W(D,G,DALI,DEXAL,SR)MV30K0000
- 131A24LY35W(D,G,DALI,DEXAL,SR)MV35K0000
- 131A24LY35W(D,G,DALI,DEXAL,SR)MV40K0000
- 131A24LY35W(D,G,DALI,DEXAL,SR)MV50K0000
- 131A24LY40W(D,G,DALI,DEXAL,SR)MV30K0000
- 131A24LY40W(D,G,DALI,DEXAL,SR)MV35K0000
- 131A24LY40W(D,G,DALI,DEXAL,SR)MV40K0000
- 131A24LY40W(D,G,DALI,DEXAL,SR)MV50K0000
- 131A24LY45W(D,G,DALI,DEXAL,SR)MV30K0000
- 131A24LY45W(D,G,DALI,DEXAL,SR)MV35K0000
- 131A24LY45W(D,G,DALI,DEXAL,SR)MV40K0000
- 131A24LY45W(D,G,DALI,DEXAL,SR)MV50K0000
- 131A24LY54W(D,G,DALI,DEXAL,SR)MV30K0000
- 131A24LY54W(D,G,DALI,DEXAL,SR)MV35K0000
- 131A24LY54W(D,G,DALI,DEXAL,SR)MV40K0000
- 131A24LY54W(D,G,DALI,DEXAL,SR)MV50K0000