



JOB NAME:

CAT#:

TYPE:

APPLICATIONS

The VB/VBN bath bar series of fixtures allow the lighting designers to provide a cost effective, yet elegantly styled luminaire.

- Range of colors available from basic opaque white to a family of marble effects.
- Diffusers give the appearance of frosted glass or marble grains or a variety of opaque faux marble finishes
- UL listed for damp locations

CONSTRUCTION

The diffuser assembly consists of a solid white, clear, fluted or white fluted profile mated to a choice of end cap sizes and colors. We have expanded the range of offerings on the VB/VBN series to include a new frosted ribbed diffuser. The new diffusers give the appearance of frosted glass, while maintaining the shipping and usage durability of acrylic. The diffuser is available with a full range of standard caps, narrow caps, inclusive of all marble colors and trim options.



The most economical, practical, and user friendly series of LED fixtures with energy savings, quality of light, long life and hassle-free maintenance/ EZLED fixtures are UL listed with the latest LED T8 bypass lamps. These fixtures provide over 44% energy savings over comparable fluorescent fixtures utilizing less expensive fixtures than the fluorescent version (no ballast required). They also provide the flexibility to change the wattage and color temperature at any time. Are you concerned about maintenance with an LED array and driver fixture? EZLED resolves that issue by utilizing a self-contained LED lamp that fits into your fixture just like the classic fluorescent tube. The fixture performance will evolve over time with the evolution of the T8 LED lamp technology, and our five-year warranty guarantees a reliable, high quality product.

Optional Dimming

The 4 foot lamps are available with a dimming option. Specially designed dimming lamps require an external driver that runs 1 or 2 lamps (more than 2 lamps require multiple external drivers).

Emergency Options

The standard EZLED lamps require an inverter or an all-in-one emergency kit that includes LED array, battery, and driver. Dimmable T8 LED with external driver works with standard LED EM in it.

FEATURES & BENEFITS

Our EZLED fixtures come standard with SaveGreen T8 LED lamps. They are available in 2 or 4 foot sizes in different wattage, lumens, and color temperature options (see lamp options and specifications at www.savegreenlighting.com).

- L70 > 50000 hrs.
- Operating temperature: -20°C to 50°C
- Color Temperature: 3500K, 4000K, 5000K
- G13 pins (same as fluorescent linear T8 bipin)
- AC100-277V
- Integral driver (non-isolated) eliminates the need for external driver or ballast
- Environmentally friendly, no mercury used
- UL Classified
- Min CRI 80
- 5 year warranty

DIMENSIONS

SIZE W x L x H in inches

VB 1 1/2" End Cap

2ft - 4 3/4"W x 25 1/2"L x 4"Dp

4ft - 4 3/4"W x 49 1/2"L x 4"Dp

VBN 1/2" End Cap

2ft - 4 3/4"W x 25 1/2"L x 4"Dp

4ft - 4 3/4"W x 49 1/2"L x 4"Dp



Note: In order for UL safety certification to be valid, only approved lamps may be installed in the fixture and must be shipped with the fixture from the factory.



JOB NAME:

CAT#:

TYPE:

ORDERING

EXAMPLE: VB 24 LED 24 DMV WR IV C 30

VB

1. SERIES	2. LAMPS	3. LAMP TYPE	4. WATTAGE/LUMENS	5. LENS	6. END CAP FINISH	7. TRIM
VB	1 1 Lamp	17 24 inch T8	T8 Options	(Blank) White Smooth	IV Ivory	C Chrome
VBN (narrow)	2 2 Lamps	32 48 inch T8	2ft.	WR White Ribbed	BM Black Marble	B Brass
		54* 46 inch T5HO	LEDL7W 7 Watts 950 Lumens	CR Clear Ribbed	VG Verde Green	(blank) No trim
			Keystone	FR Frosted Ribbed	PM Peach Marble	
			LEDL9W 9 Watts 1050 Lumens		SW Solid White (translucent)	
			4 ft.		AL Alabaster	
			LEDL12W 12.5 Watts 1750 Lumens		TO Tortoise	
			Keystone		WM White Marble	
			LEDL15W 15 Watts 1740 Lumens		BW Bone White	
			LEDL18W* 18 Watts 2500 Lumens		BG Black Gravel	
			T5 Options			
			LEDL25W 25 Watts 3300 Lumens			

8. LAMP BRAND	9. COLOR TEMP	10. INVERTER
Blank House Brand Lamp (Savegreen)	30 3000K	INV5 5W Integrated Inverter
KEY Keystone Brand	35 3500K	
JAM James Brand**	40 4000K	
	50 5000K	

**Special Order

ACCESSORIES

Lumens are subject to a tolerance of ±10% and not relevant to RGB
 Input wattage can vary depending on options
 Dimensions and specifications subject to change without notice.



Note: In order for UL safety certification to be valid, only approved lamps may be installed in the fixture and must be shipped with the fixture from the factory.

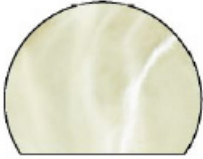


JOB NAME:


CAT#:

TYPE:


END CAP COLOR SELECTION GUIDE



IV-Ivory Marble



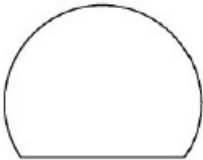
BM-Black Marble



VG-Verde Green



PM-Peach Marble



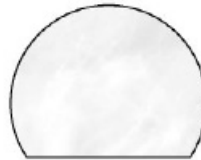
SW-Solid White



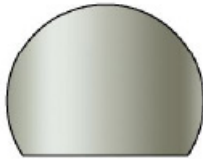
AL-Alabaster



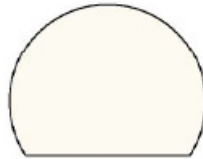
TO-Tortoise



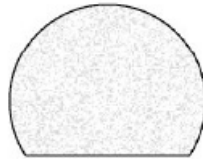
WM-White Marble



SV-Silver
(narrow only)



BW-Bone White



BG-Black Gravel

Note: In order for UL safety certification to be valid, only approved lamps may be installed in the fixture and must be shipped with the fixture from the factory.