

JOB NAME:
CAT#:
TYPE:

APPLICATIONS

Low profile center basket is ideal for shallow plenum spaces. Specification grade, direct/indirect center diffuser luminaire provides smooth and uniform ambient lighting for all commercial and industrial buildings with recessed configurations. Reflected light from matte surfaces providing a softened perforated appearance to the modern office environment.

- Direct/indirect mimics perforated appearance providing low glare
- Matte white reflective surfaces for soft, uniform light distribution
- Recessed perforated center diffuser with acrylic overlay
- Over 80% efficiency when used with optional acrylic diffuser
- Recessed inverted T-bar ceilings. Grid mount
- Every fixture individually tested
- Surface unit available. Consult factory.
- Consult website for most current information
- UL listed for damp location

Housing is die-formed and embossed code gauge steel. Luminaire body finish is high reflectance baked white enamel, with matte white reflectors.

Wiring knockouts are provided on the back of housing. Center diffuser snaps into place; no tools are required for removal. Diffuser is perforated to maintain even brightness and provided with an internal, acrylic overlay to obscure lamps.

The most economical, practical, and user friendly series of LED fixtures with energy savings, quality of light, long life and hassle-free maintenance/ EZLED fixtures are UL listed with the latest LED T8 bypass lamps. These fixtures provide over 44% energy savings over comparable fluorescent fixtures utilizing less expensive fixtures than the fluorescent version (no ballast required). They also provide the flexibility to change the wattage and color temperature at any time. Are you concerned about maintenance with an LED array and driver fixture? EZLED resolves that issue by utilizing a self-contained LED lamp that fits into your fixture just like the classic fluorescent tube. The fixture performance will evolve over time with the evolution of the T8 LED lamp technology, and our five-year warranty guarantees a reliable, high quality product.

FEATURES & BENEFITS

Our EZLED fixtures come standard with SaveGreen T8 LED lamps. They are available in 2 or 4 foot sizes in different wattage, lumens, and color temperature options (see lamp options and specifications at www.savegreenlighting.com).

- L70 > 50000 hrs.
- Operating temperature: -20°C to 50°C
- Color Temperature: 3500K, 4000K, 5000K
- G13 pins (same as fluorescent linear T8 bipin)
- AC100-277V
- Integral driver (non-isolated) eliminates the need for external driver or ballast
- Environmentally friendly, no mercury used
- UL Classified
- Min CRI 80
- 5 year warranty



Emergency Options

The standard EZ LED Lamps require an inverter or an All-in-one emergency kit that includes LED array, battery and driver. Dimmable T8 LED with external driver works with standard LED EM it. See emergency options and specs at www.mobern.com/EZLEDemergency.

Optional Dimming

The 4 foot lamps are available with a dimming option. Specially designed dimming lamps require an external driver that runs 1 or 2 lamps (more than 2 lamps require multiple external drivers).



Note: In order for UL safety certification to be valid, only approved lamps may be installed in the fixture and must be shipped with the fixture from the factory.



JOB NAME:

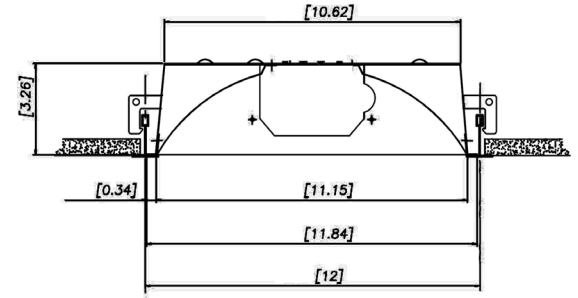

CAT#:

TYPE:

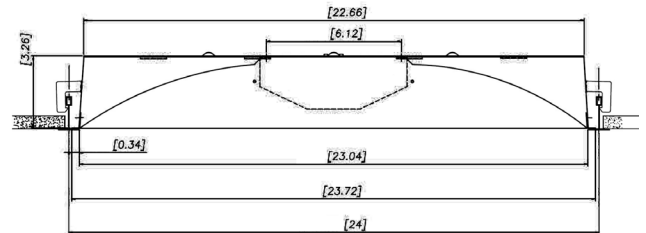

DIMENSIONS

Dimensions and specifications subject to change without notice.

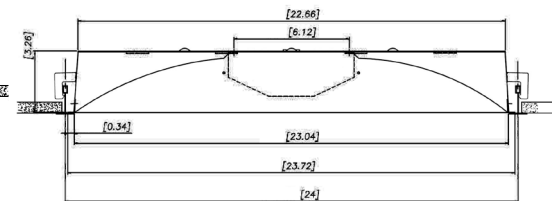

1X4



2X2



2X4



Note: In order for UL safety certification to be valid, only approved lamps may be installed in the fixture and must be shipped with the fixture from the factory.

JOB NAME:

CAT#:

TYPE:

ORDERING

EXAMPLE: REDIS 14 117 LEDL7W PF 830 WP INV5

REDIS

1. SERIES	2. SIZE	3. # OF LAMPS	4. LAMP TYPE	5. LAMP WATTAGE	6. DIFFUSER	7. COLOR TEMP
REDIS	14 1X4	1 1 Lamp	17 24 inch T8	T8 OPTIONS <u>2 ft.</u> LEDL7W 7 Watts 950 Lumens Keystone LEDL9W 9 Watts 1050 Lumens <u>4 ft.</u> LEDL12W 12.5 Watts 1750 Lumens Keystone LEDL15W 15 Watts 1740 Lumens LEDL18W* 18 Watts 2500 Lumens T5 OPTIONS LEDL25W 25 Watts 3300 Lumens *Premium lamp option	PF Perforated Basket FR Frosted Lens	830 3000K
	22 2X2	2 2 Lamps	32 48 inch T8			835 3500K
	24 2X4	3 3 Lamps	54 46 inch T5HO			840 4000K
						850 5000K

8. LAMP BRAND	9. CORD	10. INVERTER
Blank House Brand KEY Keystone Brand JAM James Brand**	WP 6" whip, 3 wire	INV5 5W Integrated Inverter

** Special order

ACCESSORIES

Lumens are subject to a tolerance of $\pm 10\%$ and not relevant to RGB
 Input wattage can vary depending on options
 Dimensions and specifications subject to change without notice.


Note: In order for UL safety certification to be valid, only approved lamps may be installed in the fixture and must be shipped with the fixture from the factory.