



JOB NAME:


CAT#:

TYPE:

APPLICATIONS

Typical applications for this SmartSense Series include open office cubicles, offices, conference rooms, restrooms and hallways. This technology also provides superior detection in hard surfaced areas, such as stairwells and hallways. Bi-level lighting control is available (consult factory for options) resulting in up to 66% energy savings for fixtures that are on 24-hours a day, seven days a week, while still providing enough light for safety and egress.

- Featuring Wattstopper Ultrasonic Smart Sensor
- Clear acrylic prismatic lens with linear ribbed sides standard
- Screw fastened end caps secure diffuser in place
- Individual or continuous row application
- Optional chrome fixture finishes available
- Optional upright reflectors available
- UL listed for damp location



CONSTRUCTION

Versatile linear fixture available with integral ultrasonic occupancy sensor to sense motion within a space and automatically turns lights on even when the sensor has no direct line of sight to occupants. When the area is vacated and the time delay has elapsed, the sensors automatically turn the lights off. Ultrasonic detection operates by transmitting sound waves throughout an area and measuring the speed at which they return. Movement increases the return frequency, which triggers occupancy. Wattstopper Ultrasonic Smart Sensors provide functions for testing, overriding the fixture 'ON' and a 72-hour lamp burn-in mode. Listed by and bears UL label. Housing is dieformed and embossed steel. Standard finish is high reflectance baked white enamel wiring knockouts are provided on back of housing. The lens is fully captured by the end plate. End cap held in place with acorn nut.

The most economical, practical, and user friendly series of LED fixtures with energy savings, quality of light, long life and hassle-free maintenance/ EZLED fixtures are UL listed with the latest LED T8 bypass lamps. These fixtures provide over 44% energy savings over comparable fluorescent fixtures utilizing less expensive fixtures than the fluorescent version (no ballast required). They also provide the flexibility to change the wattage and color temperature at any time. Are you concerned about maintenance with an LED array and driver fixture? EZLED resolves that issue by utilizing a self-contained LED lamp that fits into your fixture just like the classic fluorescent tube. The fixture performance will evolve over time with the evolution of the T8 LED lamp technology, and our five-year warranty guarantees a reliable, high quality product.

FEATURES & BENEFITS

Our EZLED fixtures come standard with SaveGreen T8 LED lamps. They are available in 2 or 4 foot sizes in different wattage, lumens, and color temperature options (see lamp options and specifications at www.savegreenlighting.com).

- $L_{70} > 50000$ hrs.
- Operating temperature: -20°C to 50°C
- Color Temperature: 3500K, 4000K, 5000K
- G13 pins (same as fluorescent linear T8 bipin)
- AC100-277V
- Integral driver (non-isolated) eliminates the need for external driver or ballast
- Environmentally friendly, no mercury used
- UL Classified
- Min CRI 80
- 5 year warranty

Optional Dimming

The 4 foot lamps are available with a dimming option. Specially designed dimming lamps require an external driver that runs 1 or 2 lamps (more than 2 lamps require multiple external drivers).

Emergency Options

The standard EZLED lamps require an inverter or an all-in-one emergency kit that includes LED array, battery, and driver. Dimmable T8 LED with external driver works with standard LED EM in it.

DIMENSIONS

SIZE W x L x H in inches (mm)
5.62"W x 48"L x 4.5"H



Note: In order for UL safety certification to be valid, only approved lamps may be installed in the fixture and must be shipped with the fixture from the factory.



JOB NAME:

CAT#:

TYPE:

ORDERING

EXAMPLE: 155SW 1 17 LEDL7W 830

155SW

1. SERIES	2. # LAMPS	3. LAMP TYPE	4. LAMP WATTAGE	5. FINISH	6. COLOR TEMP	7. LAMP BRAND
155SW	1 1 Lamp	17 24 inch T8	T8 Options 2 ft. LEDL7W 7 Watts 950 Lumens Keystone LEDL9W 9 Watts 1050 Lumens 4 ft. LEDL12W 12.5 Watts 1750 Lumens Keystone LEDL15W 15 Watts 1740 Lumens LEDL18W 18 Watts 2500 Lumens ²	(Blank) White	830 3000K 835 3500K 840 4000K 850 5000K	Blank House Brand Lamp (Savegreen) KEY Keystone Brand JAM James Brand ³
	2 2 Lamps	32 48 inch T8 54 46 inch T5HO ¹				
			T5 Options LEDL25W 25 Watts 3300 Lumens			

8. WHIP (O)⁴

WP 6' whip 3 wire

9. LENS (O)⁴

OA Opal acrylic lens

10. INVERTER (O)⁴

INV5 5W Integrated inverter

*See cord and whip ordering chart below

*Cord & Whip Ordering Chart (Add to End of Fixture Part Number)						
Part No.	# of Wires	Length	End Fitting	Finish	Voltage	Amps (TL Only)
WP - Whip CS - Cordset	(Blank) 3 Wire 4 - 4 Wire 5 - 5 Wire 6 - 6 Wire	(Blank) 6 feet 8 - 8 feet 10 - 10 feet 12 - 12 feet 15 - 15 feet	(Blank) No Plug P* - Standard Plug TL* - Twist Lock	BK - Black WH - White	(Blank) 120-277V 120 - 120V 277 - 277V 347 - 347V 480 - 480V	15 - 15 Amps 20 - 20 Amps

Notes:

¹Only available in 840 & 850

²Premium lamp option

³Special order

⁴(O) is optional



Note: In order for UL safety certification to be valid, only approved lamps may be installed in the fixture and must be shipped with the fixture from the factory.



JOB NAME:

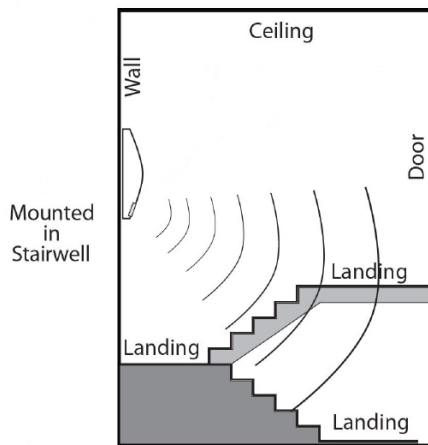
CAT#:

TYPE:

TECHNICAL INFORMATION

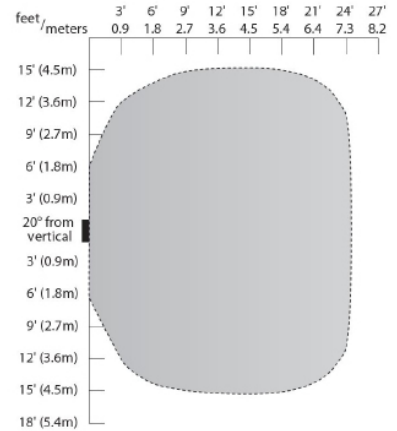


Ultrasonic technology for open area detection with line-of-sight obstructions



Wiring & Coverage

Coverage Patterns
@ 8 ft Mounting Height



Features

Time Delay: 5 to 30 minutes
Coverage at 8' height, 24' diameter



Note: In order for UL safety certification to be valid, only approved lamps may be installed in the fixture and must be shipped with the fixture from the factory.