



JOB NAME:

CAT#:

TYPE:

APPLICATIONS

This series offers the best lighting for parking garages and other applications where weatherproof wide area lighting is required. A highly engineered retrofit LED lighting system is coupled with the best weather proofing materials and designed to provide the most durable lighting system in the industry.

Poured in place gasket and cam latches seal the enclosures. The mounting can provide dramatic savings on installation and labor. Designed around a long lasting and efficient LED module with specially designed heat sinks. Reflectors and retaining clips ensure maximum LED life and widespread lighting.



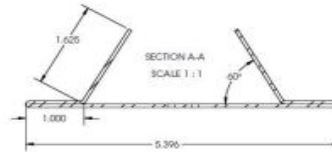
FEATURES & BENEFITS

- Poured in place gasket and cam latches seal enclosures
- Reflectors attach to existing fixture clip
- Designed around a long lasting and efficient LED module
- Fits SLP Citadel 2 - 2 Lamp Housings
- cETL_{us} recognized as retrofit

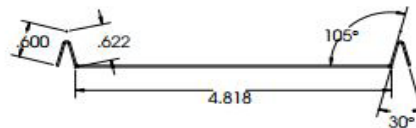
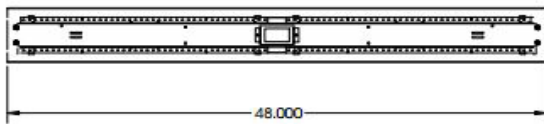
DIMENSIONS



Parking Garage Retrofit Kit



Low Bay Retrofit Kit



Dimensions and specifications subject to change without notice.

RECOGNIZED COMPONENT



Intertek





JOB NAME:

CAT#:

TYPE:

ORDERING

EXAMPLE: RKT 14 LED 35 DMV 30 SS

RKVW		LED								
1. SERIES	2. DISTRIBUTION	3. SIZE	4. GEAR	5. WATTAGE/LUMENS	6. DRIVER	7. LENS	8. COLOR TEMP			
RKVW	WD Wide Blank Low Bay	48 48" 96 96"	LED	15 15W 2000 Lumens 20 20W 3000 Lumens 25 25W 3500 Lumens 30 30W 4500 Lumens 35 35W 5000 Lumens 40 40W 5500 Lumens 45 45W 6500 Lumens 52 52W 7500 Lumens	DMV 120-277V Multivolt 0-10V Dimmable SDMV Step dimming multivolt	Blank Standard RC Ribbed Clear RF Ribbed Frosted SC Smooth Clear SF Smooth Frosted	30 3000K 35 3500K 40 4000K 50 5000K			
				4 ft.						
				8 ft.						
				30 30W 4000 Lumens 50 50W 7500 Lumens 70 70W 9000 Lumens 108 108W 15000 Lumens						

9. SENSOR

OSM Microwave Occupancy
Sensor

Dimensions and specifications subject to change without notice.

