



Texas Fluorescents
Reinvented

CATALOG#: _____
PROJECT: _____
TYPE: _____



Series 14C 22C 24C

Retrofit Reflector Kit for Parabolics/Troffers

These kits provide everything required to enhance the performance and energy savings of your recessed fixture while minimizing labor, clean up and expense. Designed to convert your old 2' or 4' T12 or T8 linear strips or industrial fixtures with New LED technology. These flexible wattage options are cost effective and recommended for school, retail, warehouse, and storage applications, or any other facility area currently using lay-in fixtures.

CONSTRUCTION

Choice of highly polished, mirrored reflector or enhanced white reflector, both designed to maximize output and efficiency. Reflectors are a premium and standard full specular mirrored aluminum and enhanced white. Socket Bars are white. Code gauge steel.

DIMENSIONS

- 1'x4' - 46"L x 7.66"W x 1.55"H
- 2'x2' - 22.6"L x 14.73"W x 1.74"H
- 2'x4'- 46"L x 14.54"W x 1.85"H

FEATURES & BENEFITS

- Fast, simple installation
- 80% more energy saving compared with fluorescent
- Available in multiple lumen packages/wattages
- Suitable for dry or damp locations
- CRI >80 standard, 90 optional
- L70: >50,000 Hours
- Dimming: 0-10V 120-277V standard, 120V ELV/TRIAC optional
- Power factor >0.90
- 5 year warranty



CATALOG# : _____

PROJECT : _____

TYPE : _____

Series 14C 22C 24C

Retrofit Reflector Kit for
Parabolics/Troffers

PRODUCT NUMBERS

Factory at your fingertips. Fill in the blanks to create your part number or create a custom configuration.

| SERIES | WATTAGE* & LUMENS* | REFLECTOR | DRIVER | CCT/CRI** | OPTIONS | | | | | | | | |
|--------|--------------------|-------------------------|----------------------------|----------------------|--------------------------------------|---------------------|------|---|------|--------------------------------|---------------------|------|---|
| 14C | J28W3500L | 28 Watts 3500 Lumens | W10 White Pre-coated steel | DMV | 120-277VAC 0-10V Dimming | 30K 3000K 80 CRI | EM | 10W Emergency battery backup (internal, excludes less than 4ft) | | | | | |
| | J35W4300L | 35 Watts 4300 Lumens | | | | | | | G120 | ELV/TRIAC Dimming at 120V only | 35K 3500K 80 CRI | EM12 | 12W Emergency battery backup (internal, excludes less than 4ft) |
| | J40W4900L | 40 Watts 4900 Lumens | | D1MV | 120-277VAC 0-10V Dimming (dim to 1%) | 40K 4000K 80 CRI | EM20 | 20W Emergency battery backup (remote only) | | | | | |
| | J48W5800L | 48 Watts 5800 Lumens | | | | | | | | | | | |
| | J57W6600L | 57 Watts 6600 Lumens | | 935K 3500K 90 CRI | 940K 4000K 90 CRI | | | | | | | | |
| 22C | Y15W | 15 Watts 1500 Lumens | | | | | | | | | | | |
| | Y20W | 20 Watts 2040 Lumens | | | | | | | | | | | |
| | Y25W | 25 Watts 2550 Lumens | | | | | | | | | | | |
| | Y33W | 33 Watts 3370 Lumens | | | | | | | | | | | |
| 24C | Y20W | 20 Watts 2040 Lumens | | | | | | | | | | | |
| | Y25W | 25 Watts 2550 Lumens | | | | | | | | | | | |
| | Y30W | 30 Watts 3060 Lumens | | | | | | | | | | | |
| | Y35W | 35 Watts 3570 Lumens | | | | | | | | | | | |
| | Y40W | 40 Watts 4080 Lumens | | | | | | | | | | | |
| | Y45W | 45 Watts 4590 Lumens | | | | | | | | | | | |
| | Y54W | 54 Watts 5500 Lumens | | | | | | | | | | | |

LED TROFFER RETROFIT KIT w/SMARTSENSE

| ITEM NUMBER | DESCRIPTION |
|------------------------|---|
| SM22CLY28W2850LVDMV40K | 22.6"L x 14.73"W x 1.74"H / Occupancy Sensor / 28W, 2850L / 0-10V Dim / 4000K |
| SM24CLY56W5650LVDMV40K | 46"L x 14.54"W x 1.85"H / Occupancy Sensor / 56W, 5650L / 0-10V Dim / 4000K |

Change 40K to 30K for 3000K, 35K for 3500K or 50K for 5000K

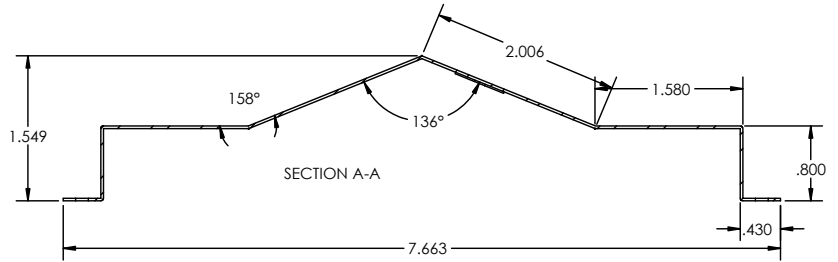
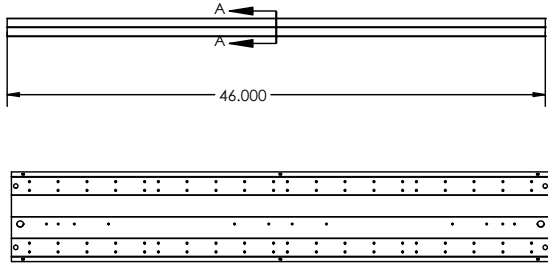
*Programmable LED drivers allow custom configured wattages and corresponding lumens.

** Consult factory for 90 CRI 5000K availability.

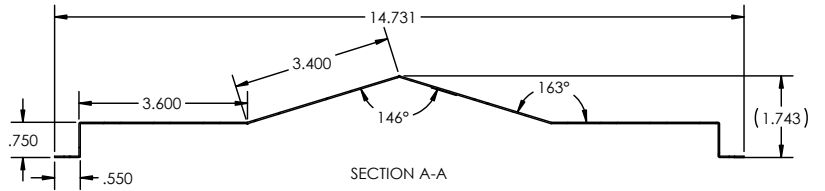
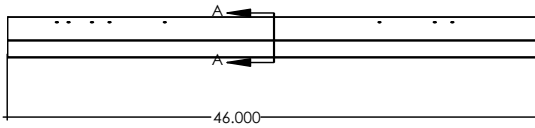
NOTE: Values shown are typical or recorded under standardized conditions at 25°C. Actual performance may vary based on environment or application. Specifications are subject to change without notice. We reserve the right to change design, materials, LED's and finish in any way that will not alter installed appearance or reduce function and performance.

DRAWINGS & IMAGES

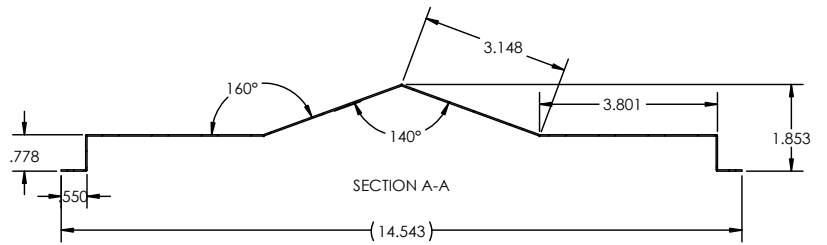
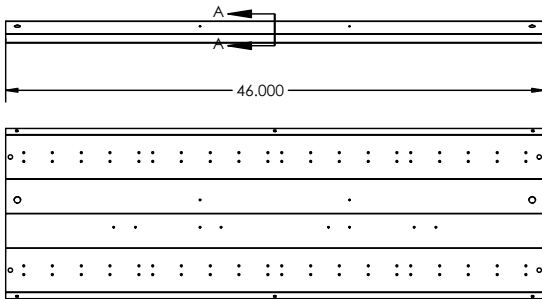
14C



22C



24C





Texas Fluorescents
Reinvented

CATALOG#:

PROJECT:

TYPE:

Series 14C 22C 24C

Retrofit Reflector Kit for
Parabolics/Troffers

ORDER INFORMATION



| ITEM NUMBER | ITEM NUMBER |
|--|-------------------------------------|
| 22CY15WW10(D,G,DALI,DEXAL,SR)(MV,120)30K | 24CY20W(D,G,DALI,DEXAL,SR)MV30K0000 |
| 22CY15WW10(D,G,DALI,DEXAL,SR)(MV,120)35K | 24CY20W(D,G,DALI,DEXAL,SR)MV35K0000 |
| 22CY15WW10(D,G,DALI,DEXAL,SR)(MV,120)40K | 24CY20W(D,G,DALI,DEXAL,SR)MV40K0000 |
| 22CY15WW10(D,G,DALI,DEXAL,SR)(MV,120)50K | 24CY20W(D,G,DALI,DEXAL,SR)MV50K0000 |
| 22CY20WW10(D,G,DALI,DEXAL,SR)(MV,120)30K | 24CY25W(D,G,DALI,DEXAL,SR)MV30K0000 |
| 22CY20WW10(D,G,DALI,DEXAL,SR)(MV,120)35K | 24CY25W(D,G,DALI,DEXAL,SR)MV35K0000 |
| 22CY20WW10(D,G,DALI,DEXAL,SR)(MV,120)40K | 24CY25W(D,G,DALI,DEXAL,SR)MV40K0000 |
| 22CY20WW10(D,G,DALI,DEXAL,SR)(MV,120)50K | 24CY25W(D,G,DALI,DEXAL,SR)MV50K0000 |
| 22CY25WW10(D,G,DALI,DEXAL,SR)(MV,120)30K | 24CY30W(D,G,DALI,DEXAL,SR)MV30K0000 |
| 22CY25WW10(D,G,DALI,DEXAL,SR)(MV,120)35K | 24CY30W(D,G,DALI,DEXAL,SR)MV35K0000 |
| 22CY25WW10(D,G,DALI,DEXAL,SR)(MV,120)40K | 24CY30W(D,G,DALI,DEXAL,SR)MV40K0000 |
| 22CY25WW10(D,G,DALI,DEXAL,SR)(MV,120)50K | 24CY30W(D,G,DALI,DEXAL,SR)MV50K0000 |
| 22CY33WW10(D,G,DALI,DEXAL,SR)(MV,120)30K | 24CY35W(D,G,DALI,DEXAL,SR)MV30K0000 |
| 22CY33WW10(D,G,DALI,DEXAL,SR)(MV,120)35K | 24CY35W(D,G,DALI,DEXAL,SR)MV35K0000 |
| 22CY33WW10(D,G,DALI,DEXAL,SR)(MV,120)40K | 24CY35W(D,G,DALI,DEXAL,SR)MV40K0000 |
| 22CY33WW10(D,G,DALI,DEXAL,SR)(MV,120)50K | 24CY35W(D,G,DALI,DEXAL,SR)MV50K0000 |
| | 24CY40W(D,G,DALI,DEXAL,SR)MV30K0000 |
| | 24CY40W(D,G,DALI,DEXAL,SR)MV35K0000 |
| | 24CY40W(D,G,DALI,DEXAL,SR)MV40K0000 |
| | 24CY40W(D,G,DALI,DEXAL,SR)MV50K0000 |
| | 24CY45W(D,G,DALI,DEXAL,SR)MV30K0000 |
| | 24CY45W(D,G,DALI,DEXAL,SR)MV35K0000 |
| | 24CY45W(D,G,DALI,DEXAL,SR)MV40K0000 |
| | 24CY45W(D,G,DALI,DEXAL,SR)MV50K0000 |
| | 24CY54W(D,G,DALI,DEXAL,SR)MV30K0000 |
| | 24CY54W(D,G,DALI,DEXAL,SR)MV35K0000 |
| | 24CY54W(D,G,DALI,DEXAL,SR)MV40K0000 |
| | 24CY54W(D,G,DALI,DEXAL,SR)MV50K0000 |