

Series CITA

Vaportite LED Highbay

A very tough enclosure for demanding environments. For use in both indoor and outdoor applications where dust and water resistance is required. Ideal for refrigerated storage, food processing facilities, beverage and bottling facilities, exterior retail, construction sites and gymnasiums.

CONSTRUCTION

These vaportite LED high bay fixtures are versatily designed for long life and durability when used as prescribed. Gear trays are die formed from cold rolled steel with a minimum 87% total reflectance and supported by 4 stainless steel spring fittings, the fixture can be opened or latched from either side for easy installation and maintenance. The stainless steel latches provide durability and chemical resistance. The captive design of the latch will not allow it to fly off during maintenance. There are twelve latches per unit to assure positive lens retention, which can be made tamper resistant with the addition of tamper resistant stainless steel screws. Lenses are available in water clear or frosted in a choice of 100% impact resistant acrylic for maximum light transmission and longevity or UV stabilized polycarbonate for temperature extremes and maximum impact resistance.

MOUNTING

Easily mounted with V-hooks, cables, or special ceiling mount brackets, no holes need to be drilled through the housing. Stainless steel V-hooks with hook hangers are available and are UL rated for 4 times the fixture weight. Cable hangers are compatible with cable systems for easy installation. The stainless steel ceiling mount system allows 1.25" between the ceiling and housing for heat dissipation, air flow, and cleaning. Perfect for those applications that require: washability/hose down, the ability to withstand reduced temperatures and moderate impact, and that seals out dust and other contaminants. Designed for easy assembly, installation, and maintenance.



DIMENSIONS

24L: 14.53"W x 26.63"L x 5.66"H
48L: 14.61"W x 51.91"L x 5.94"H

FEATURES & BENEFITS

- Protects your lighting in demanding environments
- Entry holes 1/2" NPT/M20 fittings
- Optional hole in 1 end or holes in both ends
- Optional cable, V-Hook or ceiling mount accessories
- Very durable
- Easy to clean and service
- Stainless steel hardware
- Impact resistant lenses in Water Clear or Frosted
- Wash down design
- RoHS Compliant
- Suitable for wet location
- 50,000 hrs of L70 LED life
- CRI >80
- 0-10 Volt dimmable 120-277V
- Power factor 0.99
- Operating ambient range -40C to 25C
- 5 year warranty



COMPONENT



CATALOG#: _____
 PROJECT: _____
 TYPE: _____

Series CITA

Vaportite LED Highbay

ORDER INFORMATION

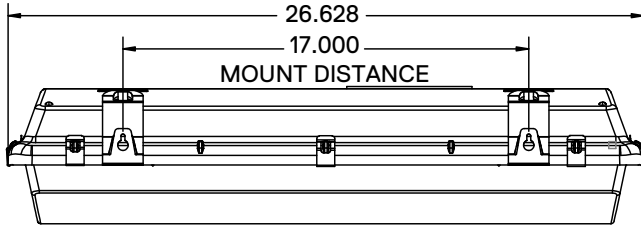
SERIES	LENS MATERIAL		LENS		LENGTH		WATTAGE/LUMENS		DRIVER	
CITA	Blank	High Impact Acrylic	CL	Clear w/ Frosted Ends	24L	24"	B80W13600L	80 Watts 13600 Lumens	DMV	120-277VAC 0-10V Dimming
	P	Polycarbonate	FR	Frosted			B100W17000L	100 Watts 17000 Lumens		
					48L	48"	B120W18000L	120 Watts 18000 Lumens		
							B140W21000L	140 Watts 23800 Lumens		
							B150W22500L	150 Watts 25500 Lumens		
							B180W27000L	180 Watts 27000 Lumens		
							-----*	-----*		

CCT		OPTIONS	
30K	3000K	CS	Cordset 6' 3 Wire
35K	3500K	CS12	Cordset 12' 3 Wire
40K	4000K	EM	10 Watt Emergency Back-up ~1200 Lumens
50K	5000K	MDT4	Occupancy Sensor
		MDT4W	Wet Location Occupancy Sensor
		SS	Internal Microwave OCC Sensor
		PC120	Photo Cell, 120V
		PC277	Photo Cell, 277V

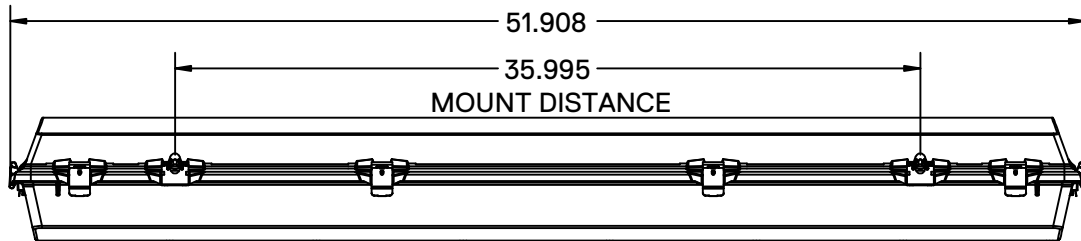
*Programmable LED drivers allow custom configured wattages and corresponding lumens.
NOTE: Values shown are typical or recorded under standardized conditions at 25°C. Actual performance may vary based environment or application. Specifications are subject to change without notice. We reserve the right to change design, materials, LED's and finish in any way that will not alter installed appearance or reduce function and performance.

DRAWINGS & IMAGES

2 FT

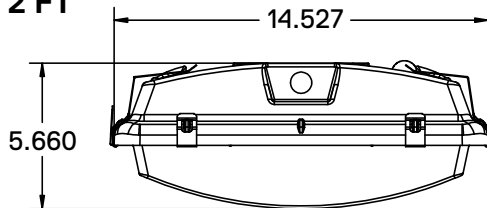


4 FT

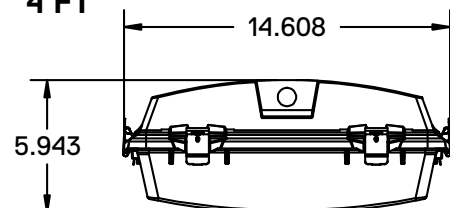


End

2 FT



4 FT




**COMES WITH STAINLESS
 STEEL LATCHES &
 V-HOOK MOUNTING
 BRACKETS**

Mounting Accessories



CBGAC120YHOOK -120" Cables (2)



**CITAMBCM
 - Stainless Steel Ceiling Mount Brackets (2)**



1.25" between ceiling and enclosure