



**JOB NAME:**

**CAT#:**

**TYPE:**

## APPLICATIONS

Low profile center basket is ideal for shallow plenum spaces. Specification grade, direct/indirect center diffuser luminaire provides smooth and uniform ambient lighting for all commercial and industrial buildings with recessed configurations. Reflected light from matte surfaces providing a softened perforated appearance to the modern office environment.

- Direct/indirect mimics perforated appearance providing low glare
- Matte white reflective surfaces for soft, uniform light distribution
- Recessed perforated center diffuser with acrylic overlay
- Over 80% efficiency when used with optional acrylic diffuser
- Recessed inverted T-bar ceilings. Grid mount
- Every fixture individually tested
- Surface unit available. Consult factory.
- Consult website for most current information
- UL listed for damp location



Housing is die-formed and embossed code gauge steel. Luminaire body finish is high reflectance baked white enamel, with matte white reflectors. Wiring knockouts are provided on the back of housing. Center diffuser snaps into place; no tools are required for removal. Diffuser is perforated to maintain even brightness and provided with an internal, acrylic overlay to obscure lamps.

The most economical, practical, and user friendly series of LED fixtures with energy savings, quality of light, long life and hassle-free maintenance/ EZLED fixtures are UL listed with the latest LED T8 bypass lamps. These fixtures provide over 44% energy savings over comparable fluorescent fixtures utilizing less expensive fixtures than the fluorescent version (no ballast required). They also provide the flexibility to change the wattage and color temperature at any time. Are you concerned about maintenance with an LED array and driver fixture? EZLED resolves that issue by utilizing a self-contained LED lamp that fits into your fixture just like the classic fluorescent tube. The fixture performance will evolve over time with the evolution of the T8 LED lamp technology, and our five-year warranty guarantees a reliable, high quality product.

### Emergency Options

The standard EZ LED Lamps require an inverter or an All-in-one emergency kit that includes LED array, battery and driver. Dimmable T8 LED with external driver works with standard LED EM it. See emergency options and specs at [www.mobern.com/EZLEDemergency](http://www.mobern.com/EZLEDemergency).

### Optional Dimming

The 4 foot lamps are available with a dimming option. Specially designed dimming lamps require an external driver that runs 1 or 2 lamps (more than 2 lamps require multiple external drivers).

## FEATURES & BENEFITS

Our EZLED fixtures come standard with SaveGreen T8 LED lamps. They are available in 2 or 4 foot sizes in different wattage, lumens, and color temperature options (see lamp options and specifications at [www.savegreenlighting.com](http://www.savegreenlighting.com)).

- L70 > 50000 hrs.
- Operating temperature: -20°C to 50°C
- Color Temperature: 3500K, 4000K, 5000K
- G13 pins (same as fluorescent linear T8 bipin)
- AC100-277V
- Integral driver (non-isolated) eliminates the need for external driver or ballast
- Environmentally friendly, no mercury used
- UL Classified
- Min CRI 80
- 5 year warranty

Dimensions and specifications subject to change without notice.





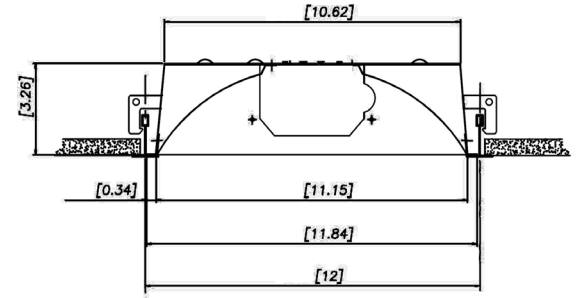
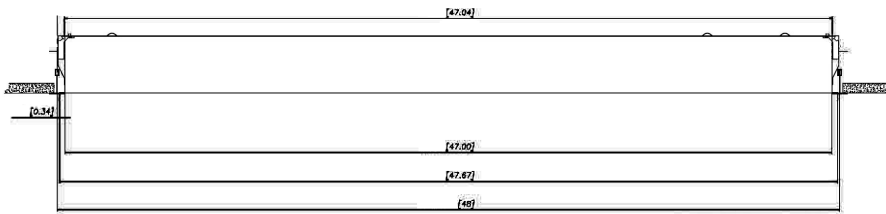
JOB NAME:

CAT#:

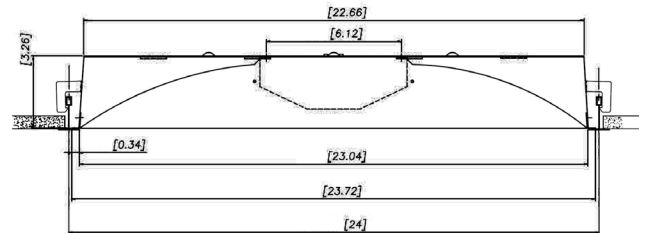

TYPE:

**DIMENSIONS**

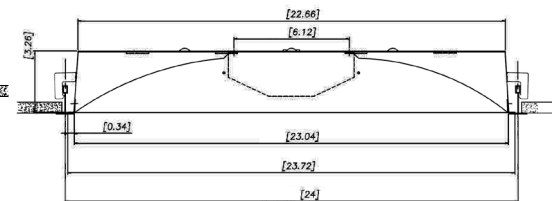

**1X4**



**2X2**



**2X4**



Dimensions and specifications subject to change without notice.





JOB NAME:

CAT#:

TYPE:

**ORDERING**

EXAMPLE: REDIS 14 117 LEDL7W PF 830 WP INV5

**REDIS**

1. SERIES	2. SIZE	3. # OF LAMPS	4. LAMP TYPE	5. LAMP WATTAGE	6. DIFFUSER	7. COLOR TEMP
REDIS	14 1X4	1 1 Lamp	17 24 inch T8	<b>T8 OPTIONS</b>  <b>2 ft.</b> <b>LEDL7W</b> 7 Watts 950 Lumens <a href="#">Keystone</a> <b>LEDL9W</b> 9 Watts 1050 Lumens <b>4 ft.</b> <b>LEDL12W</b> 12.5 Watts 1750 Lumens <a href="#">Keystone</a> <b>LEDL15W</b> 15 Watts 1740 Lumens <b>LEDL18W*</b> 18 Watts 2500 Lumens <b>T5 OPTIONS</b> <b>LEDL25W</b> 25 Watts 3300 Lumens  *Premium lamp option	<b>PF</b> Perforated Basket <b>FR</b> Frosted Lens	<b>830</b> 3000K <b>835</b> 3500K <b>840</b> 4000K <b>850</b> 5000K
	22 2X2	2 2 Lamps	32 48 inch T8			
	24 2X4	3 3 Lamps	54 46 inch T5HO			

8. LAMP BRAND	9. CORD	10. INVERTER
<b>Blank</b> House Brand <b>KEY</b> Keystone Brand <b>JAM</b> James Brand**	<b>WP</b> 6" whip, 3 wire	<b>INV5</b> 5W Integrated Inverter

\*\* Special order

**ACCESSORIES**

Lumens are subject to a tolerance of ±10% and not relevant to RGB  
 Input wattage can vary depending on options  
 Dimensions and specifications subject to change without notice.

Dimensions and specifications subject to change without notice.

