



JOB NAME:

CAT#:

TYPE:

APPLICATIONS

The TVP-LED is designed for locker rooms, bathrooms or any location where high abuse could occur. It's triangular shape creates a pleasing aesthetic while also providing practical protection for your lighting requirements. The back plate is die formed of 16 gauge steel and the lens is attached to the back plate with tamper resistant stainless steel screws. These fixtures accommodate both wall and surface mount applications.



FEATURES & BENEFITS

- Designed for locker room, bathroom or any application where high abuse or vandalism can occur
- Min CRI 80
- Service Life > 60,000 hours
- Input 120-277V AC
- Ambient operating temperature 30C to 50C
- Suitable for damp locations
- 5 year warranty

ORDERING

EXAMPLE: TVP 24 LED 25 DMV CL WH 40 EM

TVP		LED								
1. SERIES	2. SIZE	3. GEAR	4. WATTAGE/LUMENS		5. DRIVER		6. LENS		8. COLOR TEMP	
TVP	24 24" 48 48"	LED	<u>24"</u> 25 25 Watts 2800 Lumens		DMV 0-10V Dimming 120-277VAC Multivolt	CL Clear FR Frosted	WH White	40 4000K		
			<u>48"</u> 50 50 Watts 5600 Lumens					50 5000K		
9. EM EM Emergency Battery Backup										

Dimensions and specifications subject to change without notice.





JOB NAME:

CAT#:

TYPE:

Dimensions and specifications subject to change without notice.



JOB NAME:

CAT#:

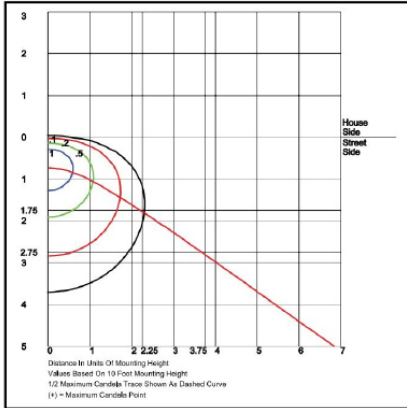
TYPE:

PHOTOMETRICS

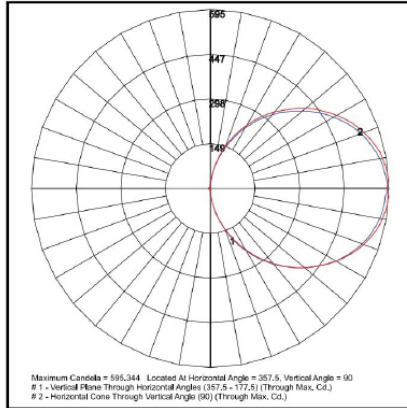
ESBO

ESBE

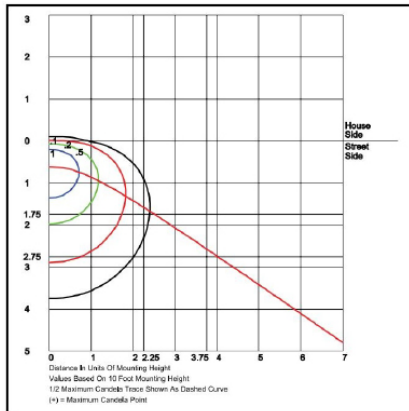
ESBG



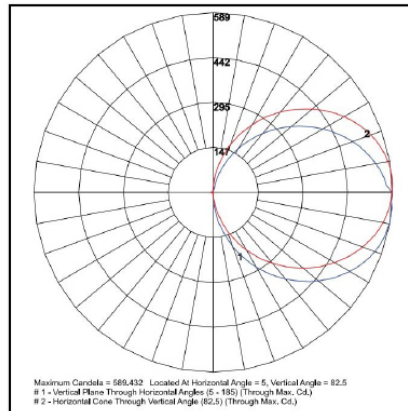
Grid in MH
MH=10 Feet



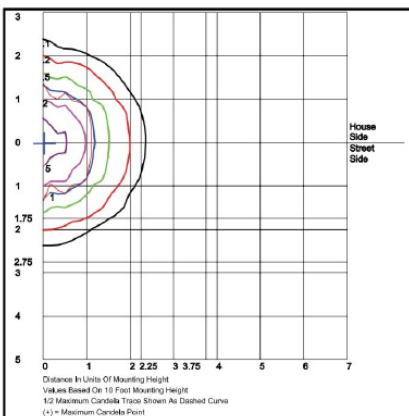
Grid in MH
MH=10 Feet



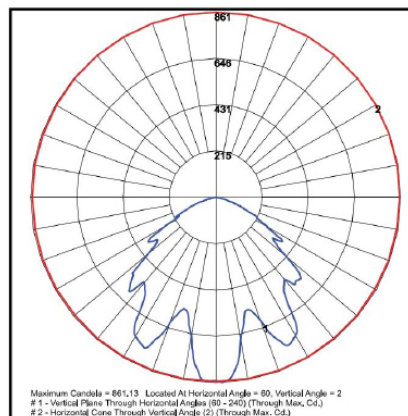
Grid in MH
MH=10 Feet



Grid in MH
MH=10 Feet



Grid in MH
MH=10 Feet



Grid in MH
MH=10 Feet



Dimensions and specifications subject to change without notice.