




JOB NAME:

CAT#:

TYPE:

### APPLICATIONS

The HBA is a high efficiency LED aisle lighter that is engineered for premium performance in medium and high ceiling applications ideally suited for aisle warehouses, manufacturing plants, sports facilities and garages. A precision-formed reflector system is available in highly reflective enhanced aluminum to achieve maximum light output for ceilings from 15 feet to 40 feet. The unique arrangement is ideal for wide area lighting to put the light exactly where you need it with less fixtures. Based on ceiling height, these fixtures can replace an HID high bay using half the wattage. Surface, pendant, chain or stem mounting. It is made with the highest quality materials and workmanship.

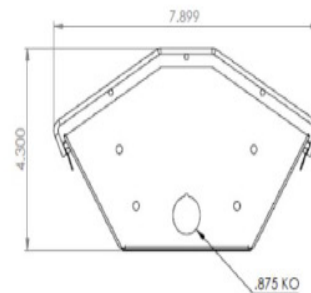
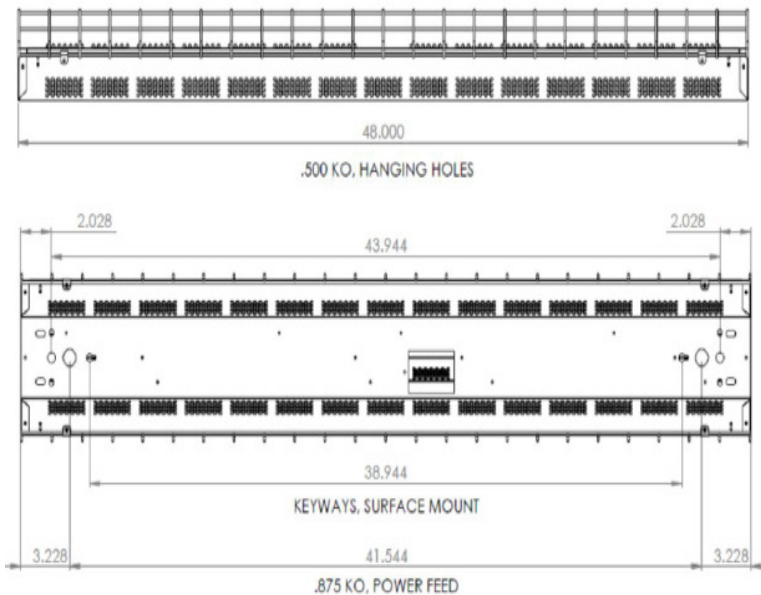


Housing is 22 gauge prepainted steel. Air vents surround the drivers in the back of the fixture to maximize LED and driver performance, reliability and life. High reflective enhanced aluminum reflectors are computer designed to maximize photometric performance and put the light where you need it. Access plate in the back makes wiring fast and hassle-free. Back of fixture is designed with built-in mounting holes for tong hanger, cable kit and surface mount.

### FEATURES & BENEFITS

- Size: 7.899"W x 48.00"L x 4.30"D
- Designed for surface, pendant, stem or chain hanging
- Mounting holes provided for simple, fast installation.

### DIMENSIONS



Dimensions and specifications subject to change without notice.





**JOB NAME:**

**CAT#:**

**TYPE:**

**ORDERING**

EXAMPLE: HBA 48 LED 110 DMV 30 EM OS CS WG

HBA		LED		5. DRIVER		7. EMERGENCY(O) <sup>1</sup>			
1. SERIES	2. LENGTH	3. GEAR	4. WATTAGE/LUMENS		6. COLOR TEMP				
HBA	48 48"	LED	<u>4 ft.</u>		DMV	120-277V Multivolt 0-10V Dimmable	EM	10 Watt Battery Backup	
	96 96"		110	110 Watts 16000 Lumens					FIDMV
			144	144 Watts 20000 Lumens	30	3000K			
				<u>8 ft.</u>		35			3500K
			162	162 Watts 24000 Lumens					40
	220	220 Watts 32000 Lumens	50	5000K					
	288	288 Watts 4000 Lumens							

8. SENSOR(O) <sup>1</sup>		9. CORD(O) <sup>1</sup>		10. WIREGUARD <sup>2</sup> (O) <sup>1</sup>	
OS	Occ Sensor -On/Off	CS	6' 18/3 Flexible Cord	WG	Wraparound Wireguard
OSD	Occ Sensor w/ Dimming & Daylight Harvesting	CS-5W	6' 5 Wire Flexible Cord for 0-10V Dimming	WP	6 ft. 3 wire, MC whip
OSDPC	Occupancy Sensor w/Photo Control			WP12	12 ft. 3 wire, MC whip

**NOTES:**

- <sup>1</sup>O is optional
- <sup>2</sup> Consult Factory for more options

Dimensions and specifications subject to change without notice.

