



JOB NAME:

CAT#:

TYPE:

APPLICATIONS

Specification grade, direct/indirect center diffuser luminaire provides smooth and uniform ambient lighting for all commercial and industrial buildings with recessed configurations. Reflected light from matte surfaces provide a softened "sky light" appearance to the modern office environment. Unique dual curved lens with center perforated basket or linear ribbed diffuser provides a luminous housing with excellent visual comfort. Light reaches higher in the space to eliminate the "cave effect".

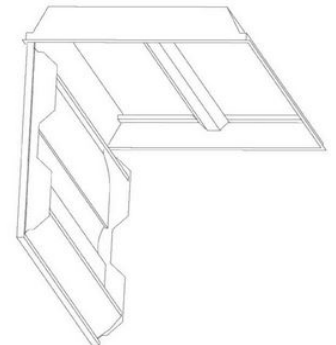

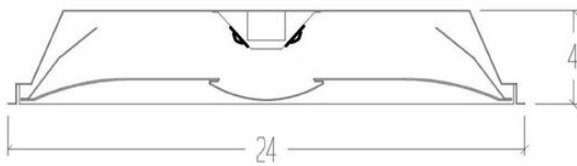
Housing is die-formed and embossed code 22 gauge steel. Luminaire body finish is high reflectance baked white enamel, with matte white reflectors. Wiring knockouts are provided on the back of housing.



FEATURES & BENEFITS

- Center section is flush with outer panels, eliminating the dirt and debris from collecting.
- One piece enclosure is mounted to one piece door frame
- IC Rated
- Direct/indirect mimics "sky light" appearance
- Matte white reflective surfaces for soft, uniform light distribution
- Recessed perforated center diffuser with acrylic overlay
- cETL_{us} listed for damp locations up to 67 watts

DIMENSIONS



Dimensions and specifications subject to change without notice.





JOB NAME:

CAT#:

TYPE:

ORDERING

EXAMPLE: RF 48 LED 32 DMV 30 S5

RGCRV		LED				
1. SERIES	2. SIZE	3. GEAR	4. WATTAGE/LUMENS	5. DRIVER	6. DIFFUSER	7. COLOR TEMP
RGCRV	22 2x2 24 2x4	LED	2x2 24 24 Watts 2400 Lumens 28 28 Watts 2700 Lumens 35 35 Watts 3200 Lumens 2x4 32 32 Watts 3450 Lumens 48 48 Watts 4800 Lumens 57 57 Watts 5400 Lumens	DMV 120-277V Multivolt 0-10V Dimmable SDMV Step dimming Multivolt D347 347VAC 0-10V Dimming D120 Triac Dimming 120VAC D277 Triac Dimming 277VAC	PF Perforated basket with overlay RL Ribbed linear lens	30 3000K 35 3500K 40 4000K 50 5000K

Dimensions and specifications subject to change without notice.

