



JOB NAME:

CAT#:

TYPE:

### APPLICATIONS

The RDISE LED is a specification grade, Volumetric Recessed LED Luminaire which provides smooth and uniform ambient lighting for all commercial and industrial buildings with recessed configurations. Reflected light from matte surfaces provide a softened appearance to the modern office environment.

Housing is die-formed and embossed code 22 gauge steel. Luminaire body finish is high reflectance baked white enamel, with matte white reflectors. Wiring knockouts are provided on the back of housing. Center diffuser snaps into place; no tools are required for removal.

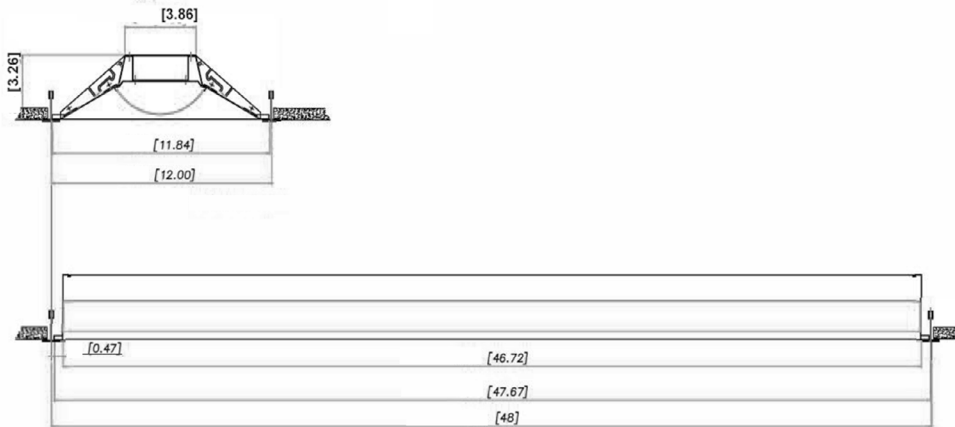


### FEATURES & BENEFITS

- Volumetric recessed luminaire provides a low glare light source
- Matte white reflective surface for soft, uniform light distribution
- 0-10V dimming driver standard
- Easy access plate for quick wiring
- IC rated
- cETL<sub>us</sub> Listed for damp locations up to 67 watts
- Min CRI 82

### DIMENSIONS

#### 1x4 VIEW



Dimensions and specifications subject to change without notice.





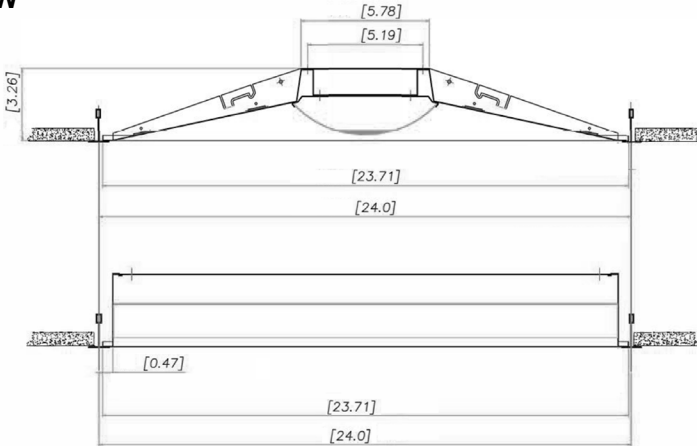
JOB NAME:

CAT#:

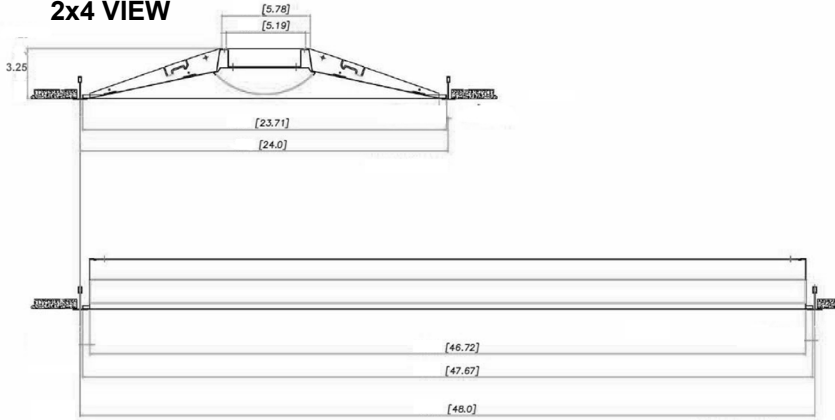
TYPE:

**DIMENSIONS**

**2x2 VIEW**



**2x4 VIEW**



Dimensions and specifications subject to change without notice.





JOB NAME:

CAT#:

TYPE:

ORDERING

EXAMPLE: RDISE 14 LED 15 DMV FR 30 EM SNS200

Table with 7 columns: RDISE, LED, 1. SERIES, 2. SIZE, 3. GEAR, 4. WATTAGE/LUMENS, 5. DRIVER, 6. LENS, 7. COLOR TEMP. Includes sub-sections for 1x4 Standard, 2X2 Standard, and 2X4 Standard.

DLC Listed Models table with columns for model number and color temperature options (xx = Color Temp 30,35,40,50).



8. EMERGENCY (O)² and 9. SENSOR (O)² options including EM, EM5, and SNS200.

Notes: 1Consult for other wattages 2(O) is optional

Dimensions and specifications subject to change without notice.

