



JOB NAME:

CAT#:

TYPE:

## APPLICATIONS

Modern introduces an eye catching selection of LED Linear Lighting channels that can be recessed mounted individually or in a continuous run that provides a line of light where you want it with unmatched styling and energy efficiency. Utilizing the latest in LED High Powered 24 Volt tape lighting sized exactly to the specific channel provides micro illumination that will not only highlight the area around it beautifully, but say "look here". Ideal for general lighting applications in both commercial and residential applications for circulation spaces, high impact areas and residentially over tables, kitchen islands and home offices. The versatility and clean styling makes this an ideal choice in many applications.

Each linear channel is available in popular sizes, 4 or 8 feet, or can be custom sized for your specific application within some small parameters or can be joined together for longer runs. Each channel requires a remote 24 volt driver sized to the wattage of the channel to power the LED tape. This square channel utilizes a snap in drop down lens to provide 375 lumens per foot at less than 6 watts.

## MATERIALS

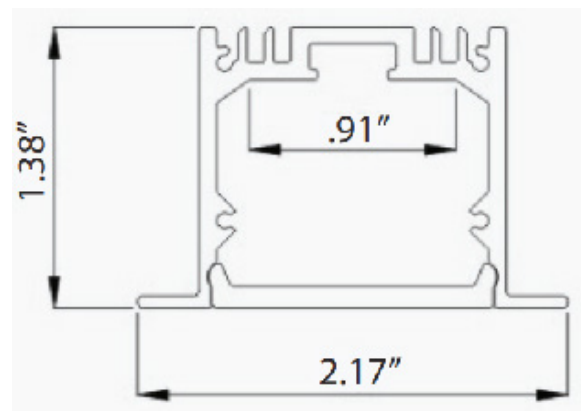
Anodized aluminum channel is lightweight, small dimensions and dissipates heat well, designed especially for the LED tape. Highly tooled plastic end caps screw onto the aluminum channel and protect the channel the LED tape from dust and keep the LED tape clean and in optimum condition. A raceway in the back of the channel provides both a heat sink for the LED tape and a holder for screws to pendant mount the channels. The channels can be suspended or flush mounted. Flush mounting requires fastening the channel to the surface from inside the channel prior to adding the LED tape. For surface mounting, order channel and LED separately. The channels are factory or field cuttable to any length but exact length should be determined by the application and the exact length of LED tape that will provide smooth, consistent lighting throughout. Joiner splines are available to join channels together. Snap in flush frosted lens is specially formulated for smooth illumination of the LED tape.

## ELECTRICAL

High powered and high quality LED tape is flexible and designed for high temperature resistant PCB. Tape provides 120° illumination in choice of two color temperatures, 3000k or 4000k. The LED tape has a 50,000 average life and is 24V. Tape comes in a 8 foot reel and is designed to be cut every 2 to 4 inches depending on the exact version. Clear 18 gauge electrical wire is soldered onto the LED tape and comes standard 10 feet. All LED tapes require a 24V remote driver, sold separately.



## DIMENSIONS



Dimensions and specifications subject to change without notice.





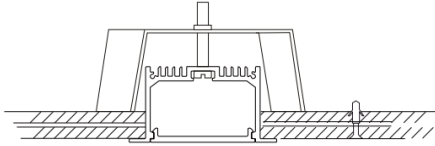
JOB NAME:

CAT#:

TYPE:

## MOUNTING

Channels can be recessed mounted only. Recessed mounting requires specifying the channel and LED tape separately so that the channel can be mounted first with mounting clips. The LED tape will need to be ordered separately and then field installed. Each channel requires installation of a remote driver wired to the electrical wiring provided with each channel. Channels can be combined to a single remote driver if total load does not exceed driver wattage rating.



Mounting Clips



## DRIVERS (ORDERED SEPARATELY)

Choice of constant voltage drivers including: 24V magnetic drivers from Magnitude which is dimmable with any standard MLV Triac dimmer or electronic driver from AC Electronic which is dimmable with 0-10V dimming. See Driver Specification sheets for details. These Class 2 remote power supplies in 24V are required and need to be wired to the channel's power cord in a junction box. Care should be taken to make sure the driver is mounted within the distance recommended to the channel itself for best performance. Wire gauge and driver alter the recommended distance. See Driver Specifications for more detail.

## ORDERING GUIDE

The LLCFR Series can be ordered in multiple ways to provide the most flexibility to meet your exact applications and enable the best value. Order complete unit (Aluminum channel with LED tape installed) in standard sizes or custom sizes (Available in small increments) with choice of remote drivers (Electronic for 0-10V applications or Magnetic for low voltage 2 wire applications).

Order Aluminum channel and LED tape separately to length in standard sizes or custom sizes (Available in small increments) with choice of remote drivers (Electronic for 0-10V applications for Magnetic of low voltage for 2 wire applications) for field installation of tape to channel. This option is ideal for surface mount applications and when multiple run lengths are required that need to be field measured at time of installation.

## ORDERING

EXAMPLE: LLCFR 48 LED 24 SA 30

### ORDERING COMPLETE FIXTURE (Driver & Recessed Mounting Clips Sold Separately)

LLCFR		LED			
1. SERIES	2. SIZE	3. GEAR	4. WATTAGE/LUMENS	5. FINISH	6. COLOR TEMP
LLCFR	48 47.24"	LED	<u>48 in.</u>	SA Satin Aluminum *Consult for custom finish	30 3000K
	96 96.46"		24 24 Watts 2125 Lumens		35 3500K
			<u>96 in.</u>		40 4000K
			49 49 Watts 4335 Lumens		50 5000K



Dimensions and specifications subject to change without notice.



JOB NAME:

CAT#:

TYPE:

## ORDERING (HOUSING)

EXAMPLE: LLCFRE 48 SA

### LLCFRE

1. SERIES	2. SIZE	3. FINISH
LLCFRE	2.16"	SA Satin
	Recessed	Aluminum
	Flanged	
	Housing	

\*Consult for custom finish

## ORDERING (TAPE)

EXAMPLE: LLCFRT 47 24 24V 30

ORDERING COMPLETE FIXTURE (Driver & Recessed Mounting Clips Sold Separately)


### LLCFRT

1. SERIES	2. SIZE	3. WATTAGE**	4. VOLTAGE	5. COLOR TEMP
LLCFRT	47 47"	24 24 Watts	24V	30 3000K
	96 96"	49 49 Watts		40 4000K

## PATTERN OPTIONS

LLCFRJOINER  
LLCFRCORNER30  
LLCFRCORNER40  
LLCFRIS9030  
LLCFRIS9040  
LLCFROS9030  
LLCFROS9040  
LLCFRTEE30  
LLCFRTEE40  
LLCFRCROSS30  
LLCFRCROSS40  
LLCFRRECCLIP  
LLCFRSPRINGCLIP

Joiner Spline for LLCFR Extrusion  
LLCFR 90° flat corner 3000K  
LLCFR 90° flat corner 4000K  
LLCFR 90° inside corner 3000K  
LLCFR 90° inside corner 4000K  
LLCFR 90° outside corner 3000K  
LLCFR 90° outside corner 4000K  
LLCFR flat "T" 3000K  
LLCFR flat "T" 4000K  
LLCFR flat "X-cross" 3000K  
LLCFR flat "X-cross" 4000K  
LLCFR recessed screw clip  
LLCFR butterfly spring clip set (2)



Flat Corner



Inside Corner



Outside Corner



Flat "T"



X-Cross



Screw Clip



Spring Clip

\*Add to end of part number



Dimensions and specifications subject to change without notice.



JOB NAME:

CAT#:

TYPE:

## DRIVER OPTIONS

### Drivers (choice of magnetic or electric drivers)

Magnetic driver from Magnetude is dimmable with any standard MLV Triac Dimmer or Electronic driver from AC Electronic is dimmable with 0-10 Volt dimming. See driver specification sheets for details.

Driver Options	
LEDD-MDCV24V20-120VHW	DRIVER LED CV 20W MLV DIM 24V 120V HW
LEDD-MDCV24V40-120VHW	DRIVER LED CV 40W MLV DIM 24V 120V HW
LEDD-MDCV24V50-120VHW	DRIVER LED CV 50W MLV DIM 24V 120V HW
LEDD-MDCV24V60-120VHW	DRIVER LED CV 60W MLV DIM 24V 120V HW
LEDD-MDCV24V96-120VHW	DRIVER LED CV 96W MLV DIM 24V 120V HW
LEDD-MDCV24V2X96-120VHW	DRIVER LED CV 2x96W MLV DIM 24V 120V HW
LEDD-MDCV24V3X96-120VHW	DRIVER LED CV 3x96W MLV DIM 24V 120V HW
LEDD-DCV24V30-MVHW	DRIVER LED CV 30W 0-10V DIM 24V 120-277V HW
LEDD-DCV24V60-MVHW	DRIVER LED CV 60W 0-10V DIM 24V 120-277V HW
LEDD-DCV24V96-MVHW	DRIVER LED CV 96W 0-10V DIM 24V 120-277V HW
LEDD-CV24V96-MVHW	DRIVER LED CV 96W NON-DIM 24V 120-277 HW

**Output Voltage - 24 VDC**

**For 277V on MLV Dimmers Change 120V to 277V**



Dimensions and specifications subject to change without notice.