

Series LEDDUCL

LED Dimmable Undercabinet Task Lighting

This new dimmable LED undercabinet light provides the benefits of LED at a budget price. Utilizing less than a third the energy of fluorescent light and 75 percent less than xenon, this sleek LED undercabinet features CREE LEDs engineered for wide spread comfortable task lighting. Ideal for undercabinets in kitchen and other task areas where cool task lighting is a must.

CONSTRUCTION

Choose from three sizes with integral LEDs and driver that can be used individually with a cord and plug and on/off switch provided or joined together with a mini coupler or 15" joiner cord also supplied with every fixture. An optional hardware junction box is available for hardware applications. Less than 3/4" in height makes it one of the shallowest fixtures on the market. To dim use recommended fluorescent/LED dimmers.

MOUNTING

Undercabinet fixture for surface mounting

TYPICAL OPTIONS & ACCESSORIES

3 sizes. Coupler to join adjacent fixtures.



DIMENSIONS

12" - 12"L x 2"W x 0.63"H

18" - 17.8"L x 2"W x 0.63"H

24" - 24"L x 2"W x 0.63"H

FEATURES & BENEFITS

- Extruded aluminum body powder coated a rich white
- Highest quality long life CREE LEDs
- IC current controlled LED circuits
- LED provides 3000K color
- 42" cord and plug included with integral on/off switch
- Mini coupler to join two fixtures together and maintain LED lamp spacing is included with every fixture
- 15" joiner cord to join two fixtures is included with each fixture
- Low starting temperatures - 20°C
- 120V input voltage
- Integral driver
- 2 year warranty



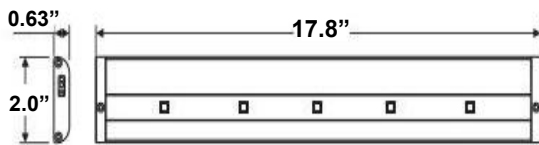
ORDER INFORMATION

SERIES	DESCRIPTION
LEDDUCL12WH30	12"L x 2"W x 0.63"H / 5W, 250L / 120V / White / 3000K
LEDDUCL18WH30	17.8"L x 2"W x 0.63"H / 8W, 400L / 120V / White / 3000K
LEDDUCL24WH30	24"L x 2"W x 0.63"H / 11W, 550L / 120V / White / 3000K
LEDDUCLJBOXWH	HARDWIRE JUNCTION BOX / 4.25"L x 1.875"W x 1"H / White

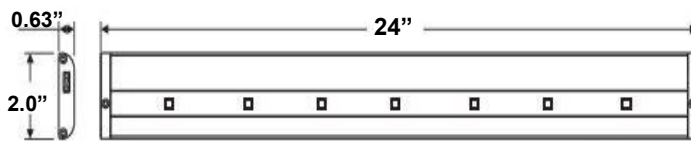
DRAWINGS & IMAGES




UCLED-12



UCLED-18



UCLED-24



Note:
 *Programmable LED drivers allow custom configured wattages and corresponding lumens.
 ** Consult factory for 90 CRI 5000K availability.
 We reserve the right to change design, materials, LEDs and finish in any way that will not alter installed appearance or reduce function and performance.

CATALOG#: _____
 PROJECT: _____
 TYPE: _____

DRAWINGS & IMAGES



Mini coupler (included) joins two fixtures together and maintains LED spacing.



Mini Coupler
(Expanded view)



Hardwire Junction Box (sold separately) works easily with mini coupler (included)



Hardwire Junction Box mounts easily with two screws.



LED undercabinet mounts easily with screws without opening fixture.



Easily hidden under shelves with 0.63 inches in depth.