

CATALOG# : _____

PROJECT : _____

TYPE : _____

Series HBG

LED High Bay with Aimable and Modular Arrays

This industrial open frame unit is the ideal warehouse fixture. Premium, full specular, mirrored reflectors provide efficient lighting and maximum throw. Available in downlight and upright configurations, in 2-row, 4-row, and larger. Adjusts 15% for aiming.

CONSTRUCTION

Galvanized steel body. Code gauge. Multiple knock outs, plus access plate on back for rapid wiring. White or black finish available.

MOUNTING

Designed for surface, pendant, stem or chain hanging. Mounting holes are provided for simple, fast installation. Can be mounted indirect with special accessory clips.



DIMENSIONS

24L – 24.22"L x 12.74"W x 3.62"H

24L – 24.22"L x 19.87"W x 3.62"H

48L – 46.26"L x 12.74"W x 3.62"H

48L – 46.26"L x 19.87"W x 3.62"H

FEATURES & BENEFITS

- Industrial I Beam Galvanized for heavy duty applications
- Fully configured High Bay available with accessory options to tune performance to the application including lens, wire guards, sensors and controls
- Latest generation of LED performance for high efficiency and long life
- A variety of lumen packages and high bay sizes to fit the application
- LED arrays are adjustable up to 15 degrees to better aim light output
- Available with or without lens diffuser
- Optional finished including black
- 5 year warranty

ORDER INFORMATION

Factory at your fingertips. Fill in the blanks to create your part number or create a custom configuration.

SENSOR	SERIES	LENS MATERIAL	SIZE	WATTAGE* & LUMENS*	DRIVER	COLOR & CRI**		
SS Sensor On/Off SV Bi-level (xx) SD Daylight Harvesting	HBG	Blank No lens	24L 24"L x 12.74"W	D82W12500L	82 Watts 12500 Lumens	DMV 0-10V Dimming	30K 3000K 80 CRI	
				D132W20000L	132 Watts 20000 Lumens	G120 ELV/TRIAC Dimming at 120V only (only available with SS sensor)	35K 3500K 80 CRI	
			48L 48"L x 12.74"W	D104W15000L	104 Watts 15000 Lumens	D1MV 0-10V Dimming (dim to 1%)	40K 4000K 80 CRI	
				D132W20000L	132 Watts 20000 Lumens		50K 5000K 80 CRI	
				D175W25000L	175 Watts 25000 Lumens		DMV (xx) 0-10V Dimming (xx) for percentage of light output when not occupied (required for SV sensor)	930K 3000K 90 CRI
				D215W30000L	215 Watts 30000 Lumens			935K 3500K 90 CRI
		48"L X 19.87"W	D280W40000L	280 Watts 40000 Lumens	940K 4000K 90 CRI			
			D355W50000L	355 Watts 50000 Lumens	950K 5000K 90 CRI			
		FR Frosted Smooth Acrylic	24L 24"L x 12.74"W	D82W10800L	82 Watts 10800 Lumens	D1MV 0-10V Dimming (dim to 1%)	930K 3000K 90 CRI	
				D132W17500L	132 Watts 17500 Lumens			
			48L 48"L x 12.74"W	D104W13000L	104 Watts 13000 Lumens			
				Z105W15000L	105 Watts 15000 Lumens			
D132W16500L	132 Watts 16500 Lumens							
D175W21000L	175 Watts 21000 Lumens							
48"L X 19.87"W	D215W27000L		215 Watts 27000 Lumens					
	D280W35000L		280 Watts 35000 Lumens					
D355W40000L	355 Watts 40000 Lumens							

FINISH	OPTIONS	HANGING KIT
WH White	EM14 14W Emergency Battery Backup 90 mins Battery Backup	HC101 Chain kit with 20' chain & (4) S Hooks HC203 Tong hangers only, Side mount (Tong hooks pointed to center) Set of 2
BK Black	EM20 20W Emergency Battery Backup 90 mins Battery Backup	HC102 Jack chain (per foot) HC204 Chain kit with (2) 10' Chain and (1) HC202
SI Silver		HC103 S Hook, Set of 2 GT310 Cable kit with (2) 10' aircraft cable, (1) 3 wires white power feed HC202 Tong hangers only, End mount (Tong hooks pointed to center) Set of 2 GT315 Cable kit with (2) 15' aircraft cable, (1) 3 wires white power feed

Note:

*Programmable LED drivers allow custom configured wattages and corresponding lumens.

** Consult factory for 90CRI availability.

We reserve the right to change design, materials, LEDs and finish in any way that will not alter installed appearance or reduce function and performance.

CATALOG#: _____
 PROJECT: _____
 TYPE: _____

ACCESSORY OPTIONS

PART NUMBER	LENGTH	# OF WIRES	VOLTAGE
WP - Whip	Blank 6 (6 feet)	Blank (3 wires)	Blank (120-277V)
	8 (8 feet)	4W (4 wires)	120V (120V)
	10 (10 feet)	5W (5 wires)	277V (277V)
	12 (12 feet)		347V (347V)
	15 (15 feet)		480V (480V)

PART NUMBER	LENGTH	# OF WIRES	END FITTING	VOLTAGE	FINISH
C - Cord	6 (6 feet)	Blank (3 wires)	Blank (No Plug)	Blank (120-277V)	BK (Black)
	8 (8 feet)	4W* (4 wires)	515 (Standard Plug, 15AMP, 120V)	120 (120V)	WH (White)
	10 (10 feet)	5W* (5 wires)	L715 (Locking Plug, 15AMP, 277V)	277 (277V)	
	12 (12 feet)			347V (347V)	
	15 (15 feet)			480V (480V)	

* 4 wires and 5 wires are not available for plug option

EXTERNAL SENSORS



MDT



MDD



MDF



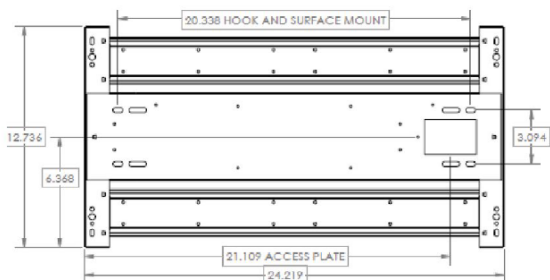
MDB

External Sensor			
SENSOR CODE	SENSOR DESCRIPTION	LENS CODE	LENS OPTION
MDT	On/Off	1	Isle Lens
MDD	Daylight Harvesting	3	Low Mount Lens
MDF	Photocell	4	High Mount Lens
MDB	Bi Level		

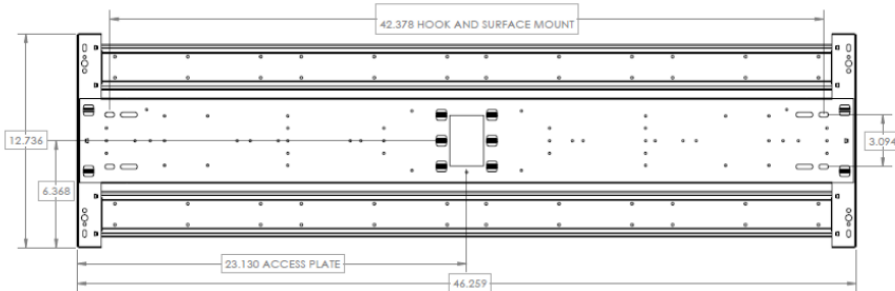
DRAWINGS & IMAGES

2ft Housing Top

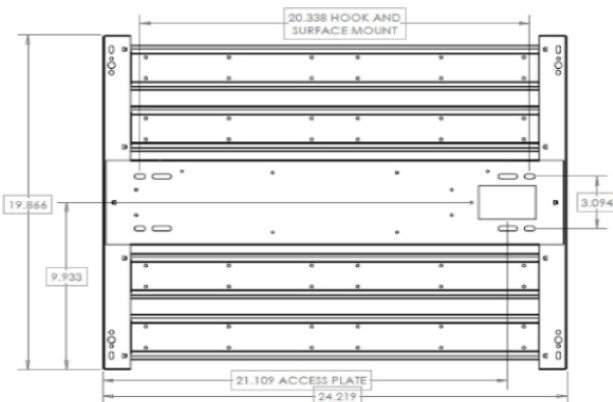
4ft Housing Top



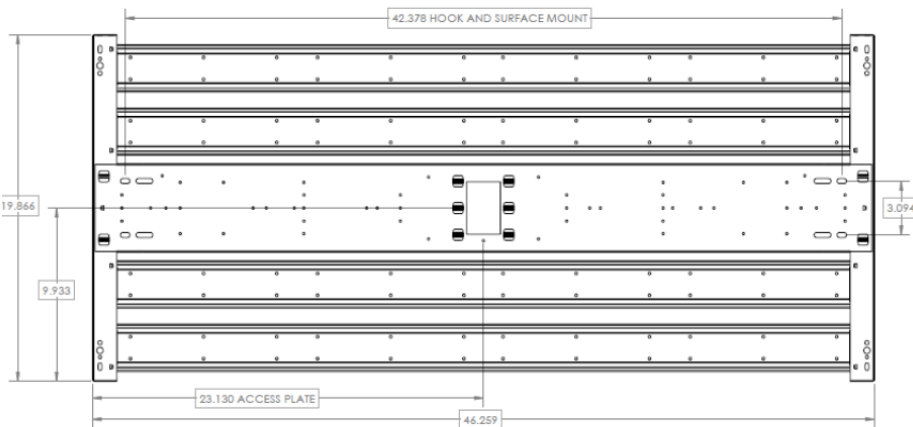
2 Rows of LEDs



2 Rows of LEDs



4 Rows of LEDs

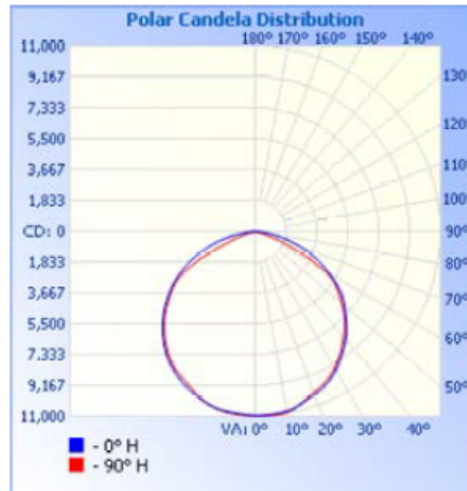


4 Rows of LEDs

CATALOG#: _____
 PROJECT: _____
 TYPE: _____

PHOTOMETRICS

HBG48LA215W30000LW30DMW50K



Zonal Lumen Summary

Zone	Lumens	% Luminaire
0-30	8,620.7	28.2%
0-40	14,214.1	46.6%
0-60	25,470.5	83.4%
60-90	5,060.4	16.6%
70-100	1,348.9	4.4%
90-120	0.6	0%
<hr/>		
0-90	30,531.0	100%
90-180	0.6	0%
0-180	30,531.6	100%



Texas Fluorescents
Reinvented



DLC LISTED ITEMS

CATALOG#: _____
PROJECT: _____
TYPE: _____

Series HBG

LED High Bay with Aimable
and Modular Arrays

Item Number

- | | |
|-------------------------|---------------------------|
| HBG24LD75W10500LDHV35K | HBG24LFRD75W8500LDHV35K |
| HBG24LD75W10500LDHV40K | HBG24LFRD75W8500LDHV40K |
| HBG24LD75W10500LDHV50K | HBG24LFRD75W8500LDHV50K |
| HBG24LD75W10500LDMV35K | HBG24LFRD75W8500LDMV35K |
| HBG24LD75W10500LDMV40K | HBG24LFRD75W8500LDMV40K |
| HBG24LD75W10500LDMV50K | HBG24LFRD75W8500LDMV50K |
| HBG24LD89W12400LDHV35K | HBG24LFRD89W10100LDHV35K |
| HBG24LD89W12400LDHV40K | HBG24LFRD89W10100LDHV40K |
| HBG24LD89W12400LDHV50K | HBG24LFRD89W10100LDHV50K |
| HBG24LD89W12400LDMV35K | HBG24LFRD89W10100LDMV35K |
| HBG24LD89W12400LDMV40K | HBG24LFRD89W10100LDMV40K |
| HBG24LD89W12400LDMV50K | HBG24LFRD89W10100LDMV50K |
| HBG24LD132W18800LDHV35K | HBG24LFRD132W15300LDHV35K |
| HBG24LD132W18800LDHV40K | HBG24LFRD132W15300LDHV40K |
| HBG24LD132W18800LDHV50K | HBG24LFRD132W15300LDHV50K |
| HBG24LD132W18800LDMV35K | HBG24LFRD132W15300LDMV35K |
| HBG24LD132W18800LDMV40K | HBG24LFRD132W15300LDMV40K |
| HBG24LD132W18800LDMV50K | HBG24LFRD132W15300LDMV50K |
| HBG24LD175W23500LDHV35K | HBG24LFRD175W19000LDHV35K |
| HBG24LD175W23500LDHV40K | HBG24LFRD175W19000LDHV40K |
| HBG24LD175W23500LDHV50K | HBG24LFRD175W19000LDHV50K |
| HBG24LD175W23500LDMV35K | HBG24LFRD175W19000LDMV35K |
| HBG24LD175W23500LDMV40K | HBG24LFRD175W19000LDMV40K |
| HBG24LD175W23500LDMV50K | HBG24LFRD175W19000LDMV50K |



Texas Fluorescents
Reinvented



CATALOG# : _____
PROJECT : _____
TYPE : _____

Series HBG

LED High Bay with Aimable
and Modular Arrays

DLC LISTED ITEMS

Item Number	
(SS)HBG48LD104W15000LDHV35K(all options except WG)	(SS)HBG48LFRD104W13000LDHV35K(all options except WG)
(SS)HBG48LD104W15000LDHV40K(all options except WG)	(SS)HBG48LFRD104W13000LDHV40K(all options except WG)
(SS)HBG48LD104W15000LDHV50K(all options except WG)	(SS)HBG48LFRD104W13000LDHV50K(all options except WG)
(SS)HBG48LD104W15000LDMV35K(all options except WG)	(SS)HBG48LFRD104W13000LDMV35K(all options except WG)
(SS)HBG48LD104W15000LDMV40K(all options except WG)	(SS)HBG48LFRD104W13000LDMV40K(all options except WG)
(SS)HBG48LD104W15000LDMV50K(all options except WG)	(SS)HBG48LFRD104W13000LDMV50K(all options except WG)
(SS)HBG48LD132W20000LDHV35K(all options except WG)	(SS)HBG48LFRD132W16500LDHV35K(all options except WG)
(SS)HBG48LD132W20000LDHV40K(all options except WG)	(SS)HBG48LFRD132W16500LDHV40K(all options except WG)
(SS)HBG48LD132W20000LDHV50K(all options except WG)	(SS)HBG48LFRD132W16500LDHV50K(all options except WG)
(SS)HBG48LD132W20000LDMV35K(all options except WG)	(SS)HBG48LFRD132W16500LDMV35K(all options except WG)
(SS)HBG48LD132W20000LDMV40K(all options except WG)	(SS)HBG48LFRD132W16500LDMV40K(all options except WG)
(SS)HBG48LD132W20000LDMV50K(all options except WG)	(SS)HBG48LFRD132W16500LDMV50K(all options except WG)
(SS)HBG48LD175W25000LDHV35K(all options except WG)	(SS)HBG48LFRD175W21000LDHV35K(all options except WG)
(SS)HBG48LD175W25000LDHV40K(all options except WG)	(SS)HBG48LFRD175W21000LDHV40K(all options except WG)
(SS)HBG48LD175W25000LDHV50K(all options except WG)	(SS)HBG48LFRD175W21000LDHV50K(all options except WG)
(SS)HBG48LD175W25000LDMV35K(all options except WG)	(SS)HBG48LFRD175W21000LDMV35K(all options except WG)
(SS)HBG48LD175W25000LDMV40K(all options except WG)	(SS)HBG48LFRD175W21000LDMV40K(all options except WG)
(SS)HBG48LD175W25000LDMV50K(all options except WG)	(SS)HBG48LFRD175W21000LDMV50K(all options except WG)
(SS)HBG48LD215W30000LDHV35K(all options except WG)	(SS)HBG48LFRD215W27000LDHV35K(all options except WG)
(SS)HBG48LD215W30000LDHV40K(all options except WG)	(SS)HBG48LFRD215W27000LDHV40K(all options except WG)
(SS)HBG48LD215W30000LDHV50K(all options except WG)	(SS)HBG48LFRD215W27000LDHV50K(all options except WG)
(SS)HBG48LD215W30000LDMV35K(all options except WG)	(SS)HBG48LFRD215W27000LDMV35K(all options except WG)
(SS)HBG48LD215W30000LDMV40K(all options except WG)	(SS)HBG48LFRD215W27000LDMV40K(all options except WG)
(SS)HBG48LD215W30000LDMV50K(all options except WG)	(SS)HBG48LFRD215W27000LDMV50K(all options except WG)
(SS)HBG48LD280W40000LDHV35K(all options except WG)	(SS)HBG48LFRD280W35000LDHV35K(all options except WG)
(SS)HBG48LD280W40000LDHV40K(all options except WG)	(SS)HBG48LFRD280W35000LDHV40K(all options except WG)
(SS)HBG48LD280W40000LDHV50K(all options except WG)	(SS)HBG48LFRD280W35000LDHV50K(all options except WG)
(SS)HBG48LD280W40000LDMV35K(all options except WG)	(SS)HBG48LFRD280W35000LDMV35K(all options except WG)
(SS)HBG48LD280W40000LDMV40K(all options except WG)	(SS)HBG48LFRD280W35000LDMV40K(all options except WG)
(SS)HBG48LD280W40000LDMV50K(all options except WG)	(SS)HBG48LFRD280W35000LDMV50K(all options except WG)
(SS)HBG48LD355W50000LDHV35K(all options except WG)	(SS)HBG48LFRD355W40000LDHV35K(all options except WG)
(SS)HBG48LD355W50000LDHV40K(all options except WG)	(SS)HBG48LFRD355W40000LDHV40K(all options except WG)
(SS)HBG48LD355W50000LDHV50K(all options except WG)	(SS)HBG48LFRD355W40000LDHV50K(all options except WG)
(SS)HBG48LD355W50000LDMV35K(all options except WG)	(SS)HBG48LFRD355W40000LDMV35K(all options except WG)
(SS)HBG48LD355W50000LDMV40K(all options except WG)	(SS)HBG48LFRD355W40000LDMV40K(all options except WG)
(SS)HBG48LD355W50000LDMV50K(all options except WG)	(SS)HBG48LFRD355W40000LDMV50K(all options except WG)