


ECW Series LED Wraparound



FEATURES & SPECIFICATIONS

INTENDED USE

With 1, 2 or 3 rows of LED in cross-section, the ability to add a reflector and a clear acrylic #8 pattern lens, this wrap around is suitable for a wide variety of applications. A full wireway allows more uniform light distribution.

SIZE W x L x H in inches (mm)

8.75W x 48L x 4.40Dp

MOUNTING

Surface or Suspended

MATERIALS & FEATURES

Housing is 22 gauge baked white enamel cold rolled steel body and ends. 20 gauge can be supplied. 20 gauge socket bars are standard. Wiring knockouts are provided on back and end of housing. Ballast cover or reflector snaps into place, no tools required for ballast access. Lens is held with left and shift method. Premium, full specular reflectors are available as an option to increase efficiency or modify lighting distribution.

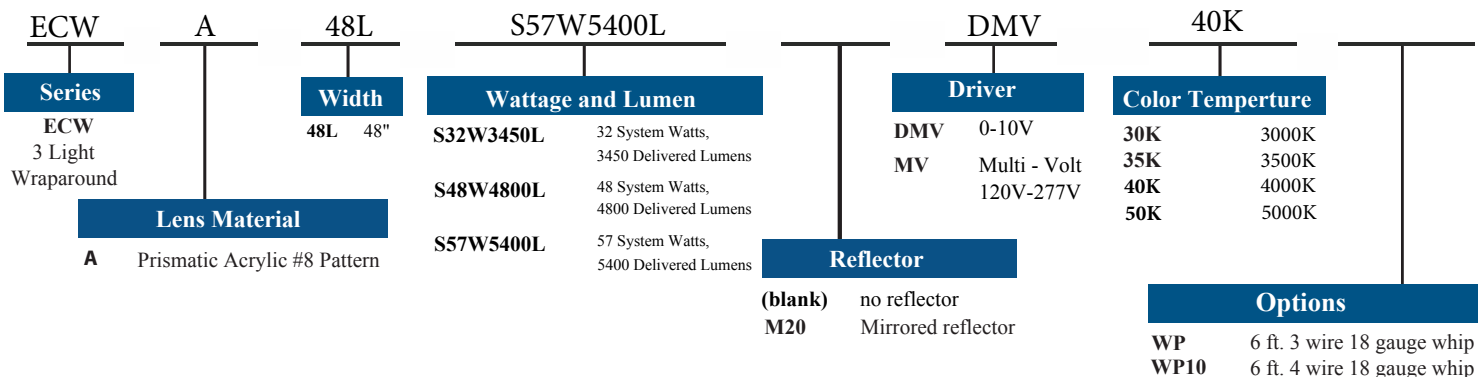
TYPICAL OPTIONS AND ACCESSORIES

Whips, and reflectors.

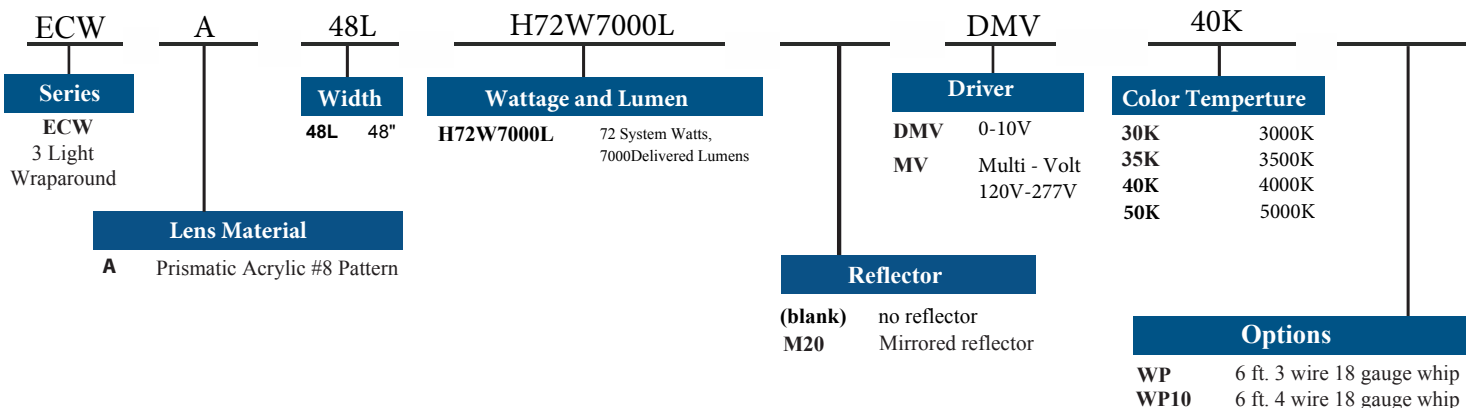
ORDERING INFORMATION

Example: ECWA48LS57W5400LDMV40K


STANDARD



HIGH OUTPUT



* Consult FACTORY for more options



DIMENSIONS

All dimensions are inches. Specifications subject to change without notice

