

## FEATURES & SPECIFICATIONS

### INTENDED USE

Low profile dedicated to T5 or T8 lamping is ideal for shallow plenum spaces. Specification grade, direct / indirect center diffuser luminaire provides smooth and uniform ambient lighting for all commercial and industrial buildings with recessed configurations. Reflected light from matte surfaces provide a softened “sky light” appearance to the modern office environment. Choice of perforated basket or linear ribbed lens.

### SIZE W x L x H in inches

23.7”W x 47.7”L x 3.25”D

### LAMP

2 or 4 lamp positions

### MATERIALS & FEATURES

Housing is die-formed and embossed code 22 gage steel. Luminaire body finish is high reflectance baked white enamel, with matte white re-reflectors. Wiring knockouts are provided on the back of housing. Center diffuser snaps into place; no tools are required for removal. Center diffuser is perforated to maintain even brightness, and provided with an internal, acrylic overlay to obscure lamps. Second diffuser is ribbed acrylic lens provides increased light output.

- Direct / indirect mimics “sky light” appearance
- Matte white reflective surfaces for soft, uniform light distribution
- Recessed perforated center diffuser with acrylic overlay.



### MOUNTING

Surface mount

### LISTING

Fixture and Ballast: UL Listed.

Ballast: Thermally protected, class P, HPF, Non PCB.

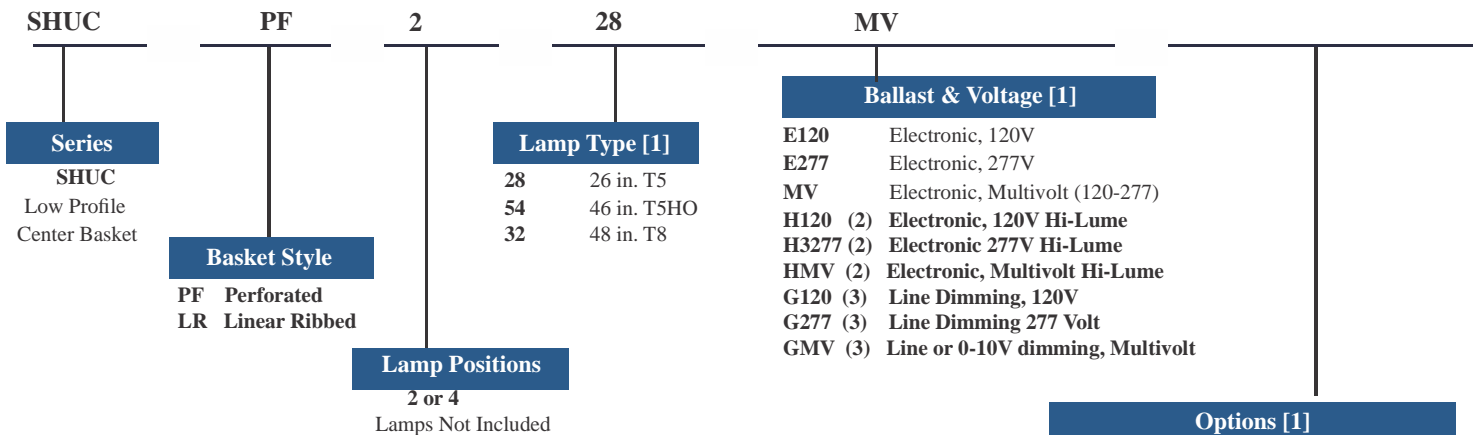
### TYPICAL OPTIONS AND ACCESSORIES

Emergency ballasts, whips, and lenses. See options page at the end of the T02Grid section, or contact factory for more details.

POST PAINTED

## ORDERING INFORMATION

Example: SHUCPF228MV



### Notes:

- [1] See end of T02Grid for many additional lamps, ballasts, finishes, and options.
- [2] HiLume and multivolt dimming ballasts available for T8 lamps only.
- [3] Dimming ballasts available for T8 & T5HO lamps only.

Catalog Number:
Notes:



Texas Fluorescents  
Reinvented

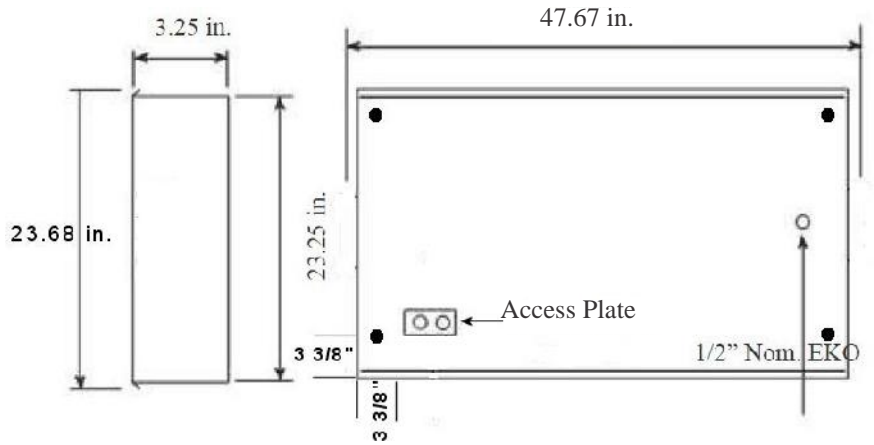
# SHUC 2x4 ft.

Low Profile Center Basket T5/T8



## DIMENSIONS

All dimensions are inches. Specifications subject to change without notice.



4- 7/32" Mounting Holes

Photometrics Fixture Efficiency UCPF Series 60.4%  
UCLR Series 88.2%

Glare Evaluation According to UGR										
pCeiling	70	70	50	50	30	70	70	50	50	30
pWalls	50	30	50	30	30	50	30	50	30	30
pFloor	20	20	20	20	20	20	20	20	20	20

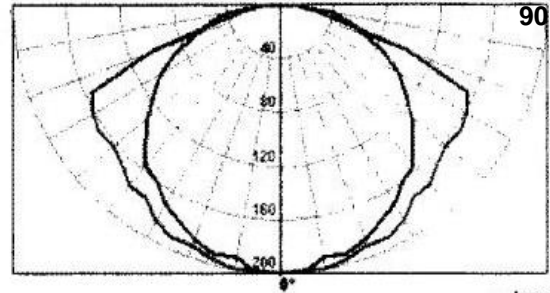
Room Size		Viewing direction at right angles to lamp axis					Viewing direction parallel to lamp axis				
x	y										
2H	2H	16.9	18.3	17.2	18.5	18.8	18.3	19.7	18.6	20.0	20.7
	3H	18.6	19.9	18.9	20.1	20.4	27.1	22.4	21.4	22.6	22.9
	4H	19.2	20.4	19.6	20.7	21.0	22.2	23.4	22.6	23.7	24.0
	6H	19.7	20.8	20.0	21.1	21.4	22.8	23.9	23.2	24.2	24.5
	8H	19.8	20.9	20.1	21.2	21.5	22.9	24.0	23.2	24.3	24.6
	12H	19.8	20.9	20.2	21.2	21.5	22.9	23.9	23.2	24.2	24.6
4H	2H	17.9	19.1	18.2	19.4	19.7	19.0	20.2	19.3	20.5	20.8
	3H	19.9	21.0	20.3	21.3	21.6	21.9	23.0	22.3	23.3	24.9
	4H	20.8	21.7	21.2	22.0	22.4	23.2	24.1	23.6	24.5	24.9
	6H	21.3	22.1	21.7	22.5	22.9	23.9	24.7	24.3	25.1	25.5
	8H	21.5	22.2	21.9	22.6	23.0	24.0	24.8	24.5	25.2	25.6
	12H	21.5	22.2	22.0	22.6	23.1	24.0	24.7	24.5	25.1	25.6
8H	4H	21.5	22.2	21.9	22.6	23.0	23.5	24.3	24.0	24.7	25.1
	6H	22.2	22.9	22.7	23.2	23.7	24.3	25.0	24.8	25.4	25.8
	8H	22.4	22.9	22.9	23.4	23.9	24.9	25.0	25.0	25.5	26.0
	12H	22.5	23.0	23.0	23.4	23.9	24.6	25.0	25.0	25.5	26.0
12H	4H	21.6	22.2	22.0	22.6	23.1	23.5	24.2	24.0	24.6	25.1
	6H	22.3	22.9	22.8	23.3	23.8	24.4	24.9	24.9	25.4	25.9
	8H	22.6	23.0	23.1	23.5	24.0	24.5	25.0	25.1	25.5	26.0

**Variation of the observer position for the luminaire distances S**

S=1.0H	+0.1/	-0.1
S=1.5H	+0.3/	-0.3
S=2.0H	+0.4/	-0.8

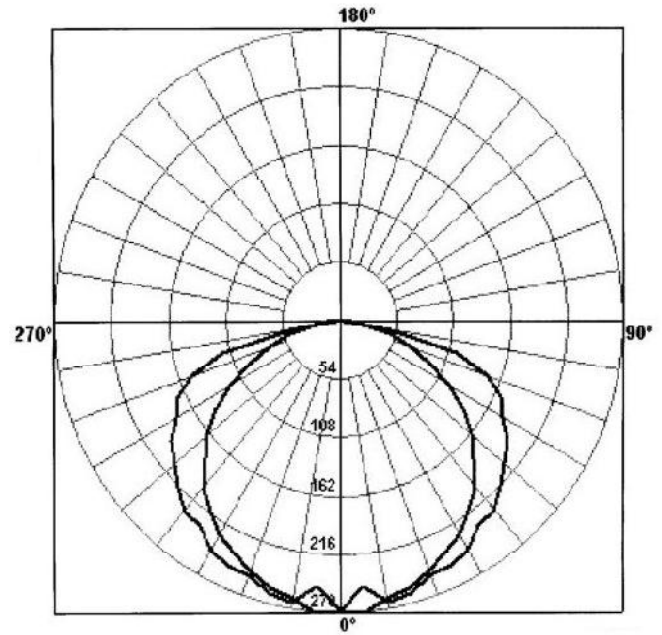
Standard table	BK06	BK20
Correction	-3.5	-1.0
Summand		
Corrected Glare Indices referring to 1.00.00m Total Luminous Flux		

270°



Max: 200 cd/Klm

--- longitudinal  
--- transversal



Certificate of Utilization																			
pfc=0.20																			
pcc	.8				.7				.5				.3				.1		0
pw	.7	.5	.3	.1	.7	.5	.3	.1	.5	.3	.1	.5	.3	.1	.5	.3	.1	0	
R C R																			
0	106	106	106	106	103	103	103	103	99	99	99	95	95	95	91	91	91	89	
1	96	91	87	84	94	89	86	82	85	82	80	82	80	77	79	77	75	73	
2	86	79	72	66	84	77	71	66	74	68	64	71	66	63	68	64	61	59	
3	78	68	60	54	76	67	59	54	54	58	53	61	56	52	59	55	51	49	
4	71	60	51	45	69	59	51	45	56	49	44	54	48	43	52	47	43	41	
5	65	53	44	38	63	52	44	38	50	43	38	48	42	37	46	41	37	35	
6	60	47	39	33	58	47	39	33	45	38	32	43	37	32	42	36	37	30	
7	55	43	35	29	54	42	34	29	41	34	28	39	33	28	38	32	28	26	
8	51	39	31	25	50	38	31	25	37	30	25	36	30	25	35	29	25	23	
9	48	36	28	23	47	35	28	23	34	27	23	33	27	22	32	26	22	21	

Glare Evaluation According to UGR										
pCeiling	70	70	50	50	30	70	70	50	50	30
pWalls	50	30	50	30	30	50	30	50	30	30
pFloor	20	20	20	20	20	20	20	20	20	20

**Variation of the observer position for the luminaire distances S**

S=1.0H                    +0.1/-0.1                    +0.1/-0.1

S=1.5H                    +0.3/-0.3                    +0.1/-0.1

S=2.0H                    +0.4/-0.8                    +0.2/-0.3

Standard table            BK06                            BK07

Correction                    -3.5                            -1.0

Summand

Corrected Glare Indices referring to 1.00.00m Total Luminous Flux

Room Size		Viewing direction at right angles to lamp axis						Viewing direction parallel to lamp axis					
x	y												
2H	2H	16.9	18.3	17.2	18.5	18.8	18.3	19.7	18.6	20.0	20.2		
	3H	18.6	19.9	18.9	20.1	20.4	21.1	22.4	21.4	22.6	22.9		
	4H	19.2	20.4	19.6	20.7	21.0	22.2	23.4	22.6	23.7	24.0		
	6H	19.7	20.8	20.0	21.1	21.4	22.8	23.9	23.2	24.2	24.5		
	8H	19.8	20.9	20.1	21.2	21.5	22.9	24.0	23.2	24.3	24.6		
	12H	19.8	20.9	20.2	21.2	21.5	22.9	23.9	23.2	24.2	24.6		
4H	2H	17.9	19.1	18.2	19.4	19.7	19.0	20.2	19.3	20.5	20.8		
	3H	19.9	21.0	20.3	21.3	21.6	21.9	23.0	22.3	23.3	23.6		
	4H	20.8	21.7	21.2	22.0	22.4	23.2	24.1	23.6	24.5	24.9		
	6H	21.3	22.1	21.7	22.5	22.9	23.9	24.7	24.3	25.1	25.5		
	8H	21.5	22.2	21.9	22.6	23.0	24.0	24.8	24.5	25.2	25.6		
	12H	21.5	22.2	22.0	22.6	23.1	24.0	24.7	24.5	25.1	25.6		
8H	4H	21.5	22.2	21.9	22.6	23.0	23.5	24.3	24.0	24.7	25.1		
	6H	22.2	22.8	22.7	23.2	23.7	24.3	25.0	24.8	25.4	25.8		
	8H	22.4	22.9	22.9	23.4	23.9	24.9	25.0	25.0	25.5	26.0		
	12H	22.5	23.0	23.0	23.4	23.9	24.6	25.0	25.0	25.5	26.0		
12H	4H	21.6	22.2	22.0	22.6	23.1	23.5	24.2	24.0	24.6	25.1		
	6H	22.3	22.9	22.8	23.3	23.8	24.4	24.9	24.9	25.4	25.9		
	8H	22.6	23.0	23.1	23.5	24.0	24.6	25.0	25.1	25.5	26.0		

Certificate of Utilization																		
pfc=0.20																		
pcc	.8				.7				.5			.3			.1			0
pw R C R	.7	.5	.3	.1	.7	.5	.3	.1	.5	.3	.1	.5	.3	.1	.5	.3	.1	0
0	106	106	106	106	103	103	103	103	99	99	99	95	95	95	91	91	91	89
1	96	91	87	84	94	89	86	82	85	82	80	82	80	77	79	77	75	73
2	86	79	72	66	84	77	71	66	74	68	64	71	66	63	68	64	61	59
3	78	68	60	54	76	67	59	54	54	58	53	61	56	52	59	55	51	49
4	71	60	51	45	69	59	51	45	56	49	44	54	48	43	52	47	43	41
5	65	53	44	38	63	52	44	38	50	43	38	48	42	37	46	41	37	35
6	60	47	39	33	58	47	39	33	45	38	32	43	37	32	42	36	37	30
7	55	43	35	29	54	42	34	29	41	34	28	39	33	28	38	32	28	26
8	51	39	31	25	50	38	31	25	37	30	25	36	30	25	35	29	25	23
9	48	36	28	23	47	35	28	23	34	27	23	33	27	22	32	26	22	21
10	45	33	25	20	44	32	25	20	31	25	20	30	24	20	30	24	20	19