

FEATURES & SPECIFICATIONS

INTENDED USE

Low profile dedicated to T5 or T8 lamping is ideal for shallow plenum spaces. Specification grade, direct / indirect center diffuser luminaire provides smooth and uniform ambient lighting for all commercial and industrial buildings with recessed configurations. Reflected light from matte surfaces provide a softened “sky light” appearance to the modern office environment. Choice of perforated basket or linear ribbed lens.

SIZE W x L x H in inches

23.68”W x 23.68”L x 3.25”D

LAMP

1, 2 or 3 lamp postions

MATERIALS & FEATURES

Housing is die-formed and embossed code 22 gage steel. Luminaire body finish is high reflectance baked white enamel, with matte white re-reflectors. Wiring knockouts are provided on the back of housing. Center diffuser snaps into place; no tools are required for removal. One diffuser is perforated to maintain even brightness, and provided with an internal, acrylic overlay to obscure lamps. Ribbed acrylic lens provides increased light output.

- Direct / indirect mimics “sky light” appearance
- Matte white reflective surfaces for soft, uniform light distribution
- Recessed perforated dual diffuser with acrylic overlay.



MOUNTING

Surface mount

LISTING

Fixture and Ballast: UL Listed.

Ballast: Thermally protected, class P, HPF, Non PCB.

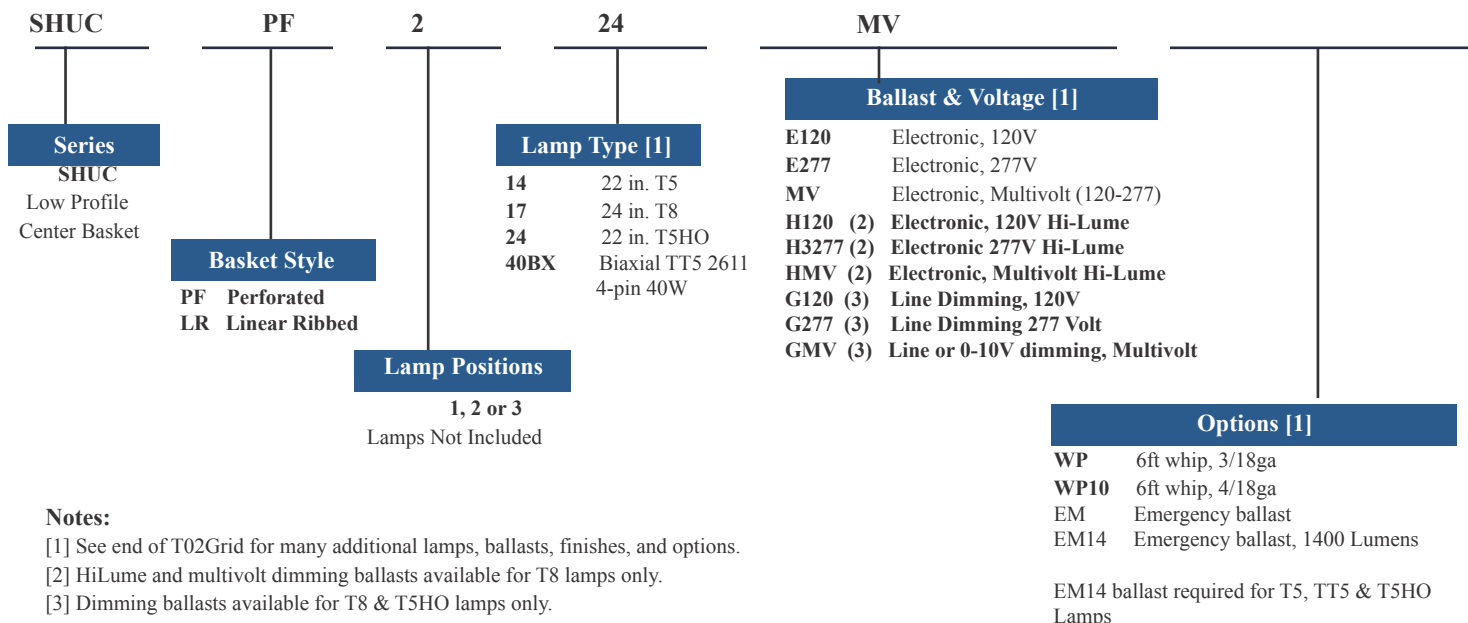
TYPICAL OPTIONS AND ACCESSORIES

Emergency ballasts, whips, and lenses. See options page at the end of the T02Grid section, or contact factory for more details.

POST PAINTED

ORDERING INFORMATION

Example: SHUCPF224MV



Notes:

- [1] See end of T02Grid for many additional lamps, ballasts, finishes, and options.
- [2] HiLume and multivolt dimming ballasts available for T8 lamps only.
- [3] Dimming ballasts available for T8 & T5HO lamps only.

Catalog Number:
Notes:



Texas Fluorescents
Reinvented

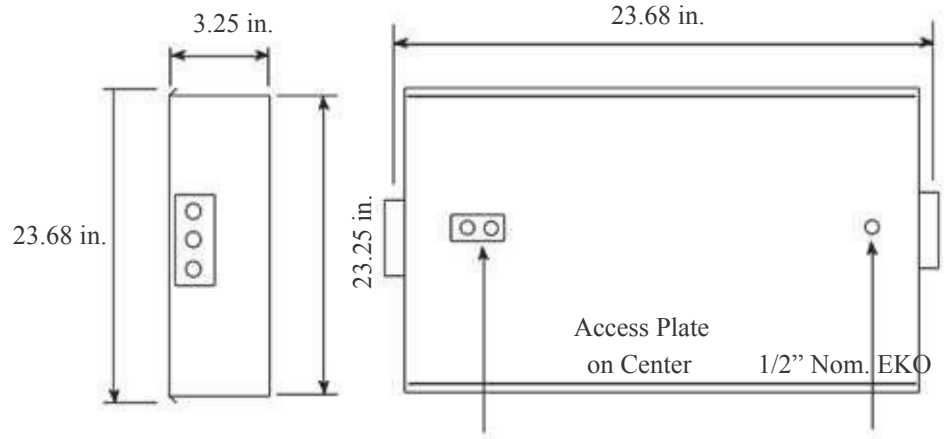
SHUC 2x2 ft.

Low Profile Center Basket T5/T8



DIMENSIONS

All dimensions are inches. Specifications subject to change without notice.



Photometrics Fixture Efficiency UCPF Series 60.4%
UCLR Series 88.2%

Glare Evaluation According to UGR										
pCeiling	70	70	50	50	30	70	70	50	50	30
pWalls	50	30	50	30	30	50	30	50	30	30
pFloor	20	20	20	20	20	20	20	20	20	20

Room Size		Viewing direction at right angles to lamp axis					Viewing direction parallel to lamp axis				
x	y										
2H	2H	16.9	18.3	17.2	18.5	18.8	18.3	19.7	18.6	20.0	20.7
	3H	18.6	19.9	18.9	20.1	20.4	27.1	22.4	21.4	22.6	22.9
	4H	19.2	20.4	19.6	20.7	21.0	22.2	23.4	22.6	23.7	24.0
	6H	19.7	20.8	20.0	21.1	21.4	22.8	23.9	23.2	24.2	24.5
	8H	19.8	20.9	20.1	21.2	21.5	22.9	24.0	23.2	24.3	24.6
	12H	19.8	20.9	20.2	21.2	21.5	22.9	23.9	23.2	24.2	24.6
4H	2H	17.9	19.1	18.2	19.4	19.7	19.0	20.2	19.3	20.5	20.8
	3H	19.9	21.0	20.3	21.3	21.6	21.9	23.0	22.3	23.3	24.9
	4H	20.8	21.7	21.2	22.0	22.4	23.2	24.1	23.6	24.5	24.9
	6H	21.3	22.1	21.7	22.5	22.9	23.9	24.7	24.3	25.1	25.5
	8H	21.5	22.2	21.9	22.6	23.0	24.0	24.8	24.5	25.2	25.6
	12H	21.5	22.2	22.0	22.6	23.1	24.0	24.7	24.5	25.1	25.6
8H	4H	21.5	22.2	21.9	22.6	23.0	23.5	24.3	24.0	24.7	25.1
	6H	22.2	22.9	22.7	23.2	23.7	24.3	25.0	24.8	25.4	25.8
	8H	22.4	22.9	22.9	23.4	23.9	24.9	25.0	25.0	25.5	26.0
	12H	22.5	23.0	23.0	23.4	23.9	24.6	25.0	25.0	25.5	26.0
12H	4H	21.6	22.2	22.0	22.6	23.1	23.5	24.2	24.0	24.6	25.1
	6H	22.3	22.9	22.8	23.3	23.8	24.4	24.9	24.9	25.4	25.9
	8H	22.6	23.0	23.1	23.5	24.0	24.5	25.0	25.1	25.5	26.0

Variation of the observer position for the luminaire distances S

S=1.0H	+0.1/	-0.1
S=1.5H	+0.3/	-0.3
S=2.0H	+0.4/	-0.8

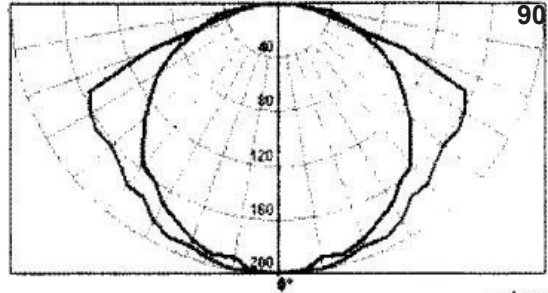
Standard table	BK06	BK20
Correction	-3.5	-1.0

Summand

Corrected Glare Indices referring to 1.00.00m Total Luminous Flux

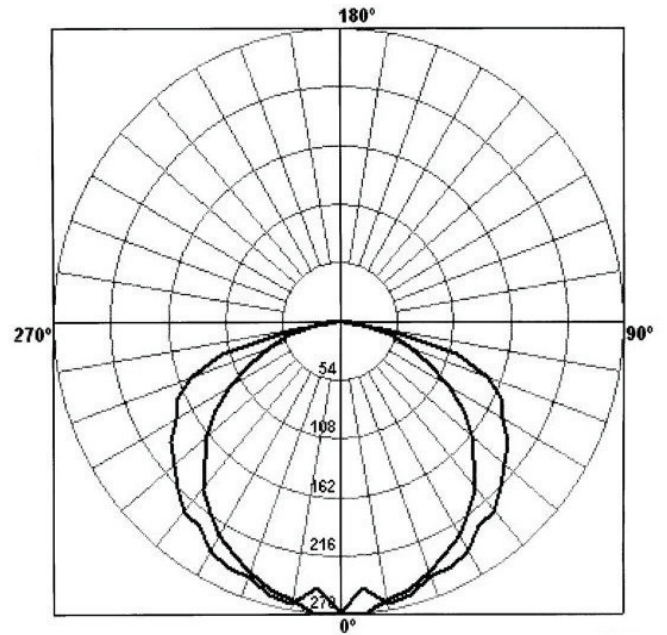
Certificate of Utilization																			
pfc=0.20																			
pcc	.8				.7				.5				.3				.1		0
pw	.7	.5	.3	.1	.7	.5	.3	.1	.5	.3	.1	.5	.3	.1	.5	.3	.1	0	
R C R																			
0	106	106	106	106	103	103	103	103	99	99	99	95	95	95	91	91	91	89	
1	96	91	87	84	94	89	86	82	85	82	80	82	80	77	79	77	75	73	
2	86	79	72	66	84	77	71	66	74	68	64	71	66	63	68	64	61	59	
3	78	68	60	54	76	67	59	54	54	58	53	61	56	52	59	55	51	49	
4	71	60	51	45	69	59	51	45	56	49	44	54	48	43	52	47	43	41	
5	65	53	44	38	63	52	44	38	50	43	38	48	42	37	46	41	37	35	
6	60	47	39	33	58	47	39	33	45	38	32	43	37	32	42	36	37	30	
7	55	43	35	29	54	42	34	29	41	34	28	39	33	28	38	32	28	26	
8	51	39	31	25	50	38	31	25	37	30	25	36	30	25	35	29	25	23	
9	48	36	28	23	47	35	28	23	34	27	23	33	27	22	32	26	22	21	

270°



Max: 290 cd/Klm

--- longitudinal
--- transversal





Texas Fluorescents
Reinvented

SHUC 2x2 ft.

Low Profile Center Basket T5/T8

Glare Evaluation According to UGR										
pCeiling	70	70	50	50	30	70	70	50	50	30
pWalls	50	30	50	30	30	50	30	50	30	30
pFloor	20	20	20	20	20	20	20	20	20	20

Variation of the observer position for the luminaire distances S

S=1.0H +0.1/-0.1 +0.1/-0.1

S=1.5H +0.2/-0.3 +0.2/-0.2

S=2.0H +0.3/-0.6 +0.6/-0.5

Standard table BK07 BK05

Correction -4.0 -4.1

Summand

Corrected Glare Indices referring to 1.00.00m Total Luminous Flux

Room Size		Viewing direction at right angles to lamp axis						Viewing direction parallel to lamp axis					
x	y												
2H	2H	16.4	17.8	16.7	18.0	18.3	18.0	19.4	18.3	19.7	19.9		
	3H	18.5	19.8	18.8	20.0	20.3	20.4	21.7	20.8	22.0	22.3		
	4H	19.3	20.5	19.6	20.8	21.1	20.8	22.0	21.1	22.3	22.6		
4H	6H	19.9	21.1	20.3	21.4	21.7	21.0	22.1	21.3	22.4	22.7		
	8H	20.2	21.3	20.5	21.6	21.9	21.0	22.1	21.4	22.4	22.7		
	12H	20.3	21.3	20.7	21.7	22.0	21.0	22.1	21.4	22.4	22.7		
8H	2H	17.5	18.7	17.8	19.0	19.3	18.7	19.9	19.0	20.2	20.5		
	3H	19.8	20.9	20.2	21.2	21.5	21.3	22.3	21.6	22.6	23.0		
	4H	20.7	21.6	21.1	22.0	22.4	21.7	22.7	22.1	23.0	23.4		
8H	6H	21.4	22.2	21.8	22.6	23.0	22.0	22.8	22.4	23.2	23.6		
	8H	21.7	22.4	22.1	22.8	23.2	22.1	22.8	22.5	23.2	23.6		
	12H	21.8	22.5	22.3	22.9	23.4	22.1	22.8	22.6	23.2	23.6		
12H	4H	21.1	21.9	21.5	22.3	22.7	22.0	22.8	22.4	23.2	23.6		
	6H	21.9	22.8	22.4	23.0	23.4	22.3	23.0	22.8	23.4	23.8		
	8H	22.3	22.8	22.7	23.2	23.7	22.5	23.0	23.0	23.5	23.9		
12H	12H	22.5	22.9	23.0	23.4	23.9	22.6	23.0	23.1	23.5	24.0		
	4H	21.1	21.8	21.6	22.2	22.6	22.0	22.7	22.5	23.1	23.5		
	6H	22.0	22.5	22.4	22.9	23.4	22.4	22.9	22.9	23.4	23.9		
12H	8H	22.3	22.8	22.8	23.2	23.7	22.5	23.0	23.0	23.5	24.0		

Certificate of Utilization																					
pfc=0.20																					
pcc	.8				.7				.5				.3				.1				0
pw R C R	.7	.5	.3	.1	.7	.5	.3	.1	.5	.3	.1	.5	.3	.1	.5	.3	.1	0			
0	83	83	83	83	81	81	81	81	78	78	78	74	74	74	71	71	71	70			
1	75	72	69	66	74	70	67	65	67	65	63	64	62	61	62	60	59	57			
2	68	62	56	52	66	60	56	51	58	54	50	55	52	49	53	50	48	46			
3	61	53	47	42	60	52	46	42	50	45	41	48	44	40	46	43	40	38			
4	56	47	40	35	54	46	40	35	44	38	34	42	35	34	41	37	33	32			
5	51	41	35	30	49	40	34	29	39	33	29	37	33	29	36	32	28	27			
6	47	37	30	25	45	36	30	25	35	29	25	34	29	25	32	28	25	23			
7	43	33	27	22	42	33	26	22	31	26	22	30	25	22	29	25	21	20			
8	40	30	24	19	39	30	24	19	29	23	19	28	23	19	27	22	19	18			
9	37	27	21	17	36	27	21	17	26	21	17	25	21	17	25	20	17	16			
10	35	25	19	16	34	25	19	16	24	19	15	23	19	15	23	18	15	14			

Saylite
2055 Luna Rd. Suite 142 Carrollton, TX 75006
Phone: 972-247-3171 Fax: 972-247-0200
www.saylite.com email: sales@saylite.com

Catalog Number:
Notes: