

# LIN Series

## Linear Indirect Lighting



### FEATURES & SPECIFICATIONS

#### INTENDED USE

Indirect linear luminaire is available in 4' and 8' lengths. Low profile 2.1" height and 7.9" wide features a choice of die-cast end caps. (bullnose standard) High efficiency optics include specular aluminum reflector that is designed to provide wide distribution with 100% uplight.

#### SIZE W x L x H in inches (mm)

4ft. - 7" x 48" x 2.0"

8ft. - 7" x 96" x 2.0"

#### CONSTRUCTION

The die-formed steel housing is available with solid or perforated bottom, with riveted, heavy duty, die-cast aluminum mounting plates. The end caps are die-cast aluminum and are factory installed. Housing and end caps are standard with our exclusive finish featuring an ultra durable white powder top coat. Custom finishes available.

#### ENDCAPS

Die-Cast Aluminum ends - factory installed.  
Bull-Nose style with wing design available.

#### MOUNTING

Mount with 4' adjustable cable (2 for 4' unit or 8' unit, included). Consult factory for longer cables.

#### CONFIGURATION

Individual luminaires come with 2" bullnose" end caps factory-installed and function as a stand alone luminaire. Luminaires can also be combined in long runs by joining together Starters, Runners, and Ends. Starters and Ends have a single "bullnose" end cap factory installed. Standard feed points are located at the Starter. Feed points can be placed at any of the runners to suit building layout or if required to meet electrical loads on longer runs.

**TYPICAL OPTIONS AND ACCESSORIES** Cord sets, whips, occupancy sensors Hanging kits, Wire guards, Contact factory for additional options, Emergency battery backup



### ORDERING INFORMATION

Example: LINPF48LUF48W4000LDMV40KSLHC301WH

#### STANDARD

#### 4 FT- UP LIGHT

Series	Body Style	Size	Driver	Color Temperature	Finish	Configuration
LIN Linear Direct	PF Perforated SD Solid MW White Lens LV Louver	48L 48"	DMV 0-10V Dimming	30K 3000K 35K 3500K 40K 4000K 50K 5000K	WH White SL Metallic Silver RD Red IN Iron BK Black	Blank Individual -B Beginner Run -E Ender Run -J Joiner
Direct/Indirect		Wattage and Lumen		Cable Kit		
U Up Light Only		F48W4000L 48 System Watts, 4000 Delivered Lumens		HC301WH 4 ft. cable kit with 3 wires Power Feed HC302WH 12 ft. cable kit with 3 wires Power Feed HC3015WWH 4 ft. cable kit with 5 wires Power Feed HC3025WWH 12 ft. cable kit with 5 wires Power Feed HC3016WWH** 4 ft. cable kit with 6 wires Power Feed HC3026WWH** 12 ft. cable kit with 6 wires Power Feed		

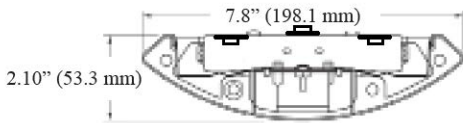
\*Custom louvers available in any cell configuration. Consult factory for additional information.

\*\*For 0-10V dimming and Emergency Battery Backup application, requires 6 wires power feed.

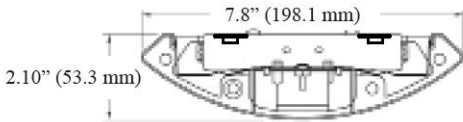
Catalog Number:
Notes:

# LIN Series

## Linear Indirect Lighting



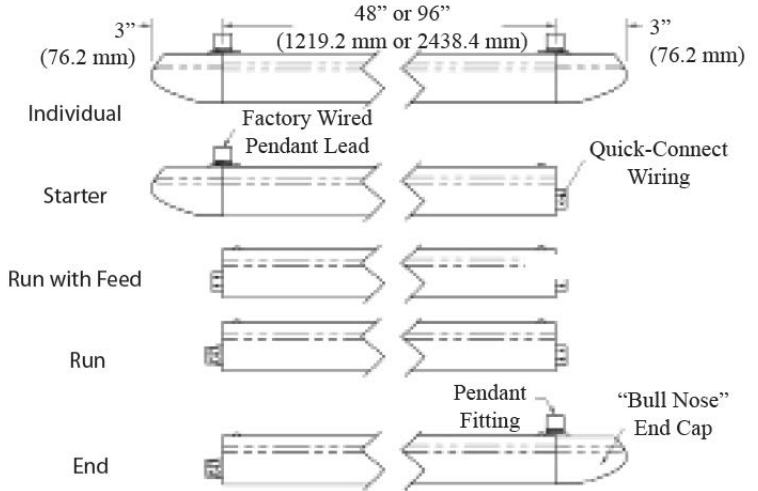
Uplight and Downlight  
LED module distribution



Downlight  
LED module distribution

### DIMENSIONS

All dimensions are inches. Specifications subject to change without notice



## HIGH OUTPUT

Example: LINPF48LUH72W5700LDMV40KSLHC301WH

### 4 FT- UP LIGHT ONLY

LIN	PF	48L	UH72W7000L	DMV	40K	SL	HC301WH
<b>Series</b>	<b>Body Style</b>	<b>Size</b>	<b>Driver</b>		<b>Finish</b>		<b>Configuration</b>
LIN Linear Direct	PF Perforated SD Solid MW White Lens LV Louver	48L 48"	DMV	0-10V Dimming * Field installed-Dimming Wire	40K	WH White SL Metallic Silver RD Red IN Iron BK Black	Blank Individual -B Beginner Run -E Ender Run -J Joiner
<b>Direct/Indirect</b>		<b>Wattage and Lumen</b>		<b>Color Temperature</b>		<b>Cable Kit</b>	
U	Up Light Only	H72W5700L	72 System Watts, 5700 Delivered Lumens	30K	3000K	HC301WH	4 ft. cable kit with 3 wires Power Feed
				35K	3500K	HC302WH	12 ft. cable kit with 3 wires Power Feed
				40K	4000K	HC3015WWH	4 ft. cable kit with 5 wires Power Feed
				50K	5000K	HC3025WWH	12 ft. cable kit with 5 wires Power Feed
						HC3016WWH**	4 ft. cable kit with 6 wires Power Feed
						HC3026WWH**	12 ft. cable kit with 6 wires Power Feed

\*Custom louvers available in any cell configuration. Consult factory for additional information.

\*\*For 0-10V dimming and Emergency Battery Backup application, requires 6 wires power feed.

Catalog Number:
Notes:



# LIN Series

## Linear Indirect Lighting

### ORDERING INFORMATION

Example: LINPF96LUF97W7900LDMV40KSLHC301WH

#### STANDARD

#### 8 FT- UP LIGHT

<b>LIN</b>	<b>PF</b>	<b>96L</b>	<b>UF97W7900L</b>	<b>DMV</b>	<b>40K</b>	<b>SL</b>	<b>HC301WH</b>
<b>Series</b>	<b>Body Style</b>	<b>Size</b>	<b>Driver</b>		<b>Finish</b>		<b>Configuration</b>
LIN Linear Direct	PF Perforated SD Solid MW White Lens LV Louver	96L 96"	DMV 0-10V Dimming		WH White SL Metallic Silver RD Red IN Iron BK Black		Blank Individual -B Beginner Run -E Ender Run -J Joiner
<b>Direct/Indirect</b>		<b>Wattage and Lumen</b>			<b>Color Temperature</b>		<b>Cable Kit</b>
U Up Light Only		F97W7900L 97 System Watts, 7900 Delivered Lumens			30K 3000K 35K 3500K 40K 4000K 50K 5000K		HC301WH 4 ft. cable kit with 3 wires Power Feed HC302WH 12 ft. cable kit with 3 wires Power Feed HC3015WWH 4 ft. cable kit with 5 wires Power Feed HC3025WWH 12 ft. cable kit with 5 wires Power Feed HC3016WWH** 4 ft. cable kit with 6 wires Power Feed HC3026WWH** 12 ft. cable kit with 6 wires Power Feed

#### HIGH OUTPUT

Example: LINPF96LUH144W11500LDMV40KSLHC301WH

#### 8 FT-UP LIGHT

<b>LIN</b>	<b>PF</b>	<b>96L</b>	<b>UH144W11500L</b>	<b>DMV</b>	<b>40K</b>	<b>SL</b>	<b>HC301WH</b>
<b>Series</b>	<b>Body Style</b>	<b>Size</b>	<b>Driver</b>		<b>Finish</b>		<b>Configuration</b>
LIN Linear Direct	PF Perforated SD Solid MW White Lens LV Louver	96L 96"	DMV 0-10V Dimming		WH White SL Metallic Silver RD Red IN Iron BK Black		Blank Individual -B Beginner Run -E Ender Run -J Joiner
<b>Direct/Indirect</b>		<b>Wattage and Lumen</b>			<b>Color Temperature</b>		<b>Cable Kit</b>
U Up Light Only		H144W11500L 144 System Watt 11500 Delivered Lumens			30K 3000K 35K 3500K 40K 4000K 50K 5000K		HC301WH 4 ft. cable kit with 3 wires Power Feed HC302WH 12 ft. cable kit with 3 wires Power Feed HC3015WWH 4 ft. cable kit with 5 wires Power Feed HC3025WWH 12 ft. cable kit with 5 wires Power Feed HC3016WWH** 4 ft. cable kit with 6 wires Power Feed HC3026WWH** 12 ft. cable kit with 6 wires Power Feed

\*Custom louvers available in any cell configuration. Consult factory for additional information.

\*\*For 0-10V dimming and Emergency Battery Backup application, requires 6 wires power feed.

Catalog Number:
Notes:

### ORDERING INFORMATION

#### 4 FT-UP and DOWN LIGHT

Example: LINPF48LUF24WD12WDMV40KSLHC301WH

LIN	PF	48L	UF24WD12W	DMV	40K	SL	HC301WH
<b>Series</b>	<b>Body Style</b>		<b>Driver</b>		<b>Finish</b>		<b>Configuration</b>
LIN Linear Direct	PF Perforated SD Solid MW White Lens LV Louver	48L 48"	DMV 0-10V Dimming		WH White SL Metallic Silver RD Red IN Iron BK Black		Blank Individual -B Beginner Run -E Ender Run -J Joiner
		<b>Wattage and Lumen</b>		<b>Color Temperature</b>		<b>Cable Kit</b>	
		UF24WD12W	Up Light 24 System Watts, Down Light 12 System Watts, 3600 Delivered Lumens		30K 3000K 35K 3500K 40K 4000K 50K 5000K	HC301WH 4 ft. cable kit with 3 wires Power Feed HC302WH 12 ft. cable kit with 3 wires Power Feed HC3015WWH 4 ft. cable kit with 5 wires Power Feed HC3025WWH 12 ft. cable kit with 5 wires Power Feed HC3016WWH** 4 ft. cable kit with 6 wires Power Feed HC3026WWH** 12 ft. cable kit with 6 wires Power Feed	
		UF36WD18W	Up Light 36 System Watts, Down Light 18 System Watts, 5400 Delivered Lumens				

### ORDERING INFORMATION

#### 8 FT-UP and DOWN LIGHT

LIN	PF	96L	UF48WD24W	DMV	40K	SL	HC301WH
<b>Series</b>	<b>Body Style</b>		<b>Driver</b>		<b>Finish</b>		<b>Configuration</b>
LIN Linear Direct	PF Perforated SD Solid MW White Lens LV Louver	96L 96"	DMV 0-10V Dimming		WH White SL Metallic Silver RD Red IN Iron BK Black		Blank Individual -B Beginner Run -E Ender Run -J Joiner
		<b>Wattage and Lumen</b>		<b>Color Temperature</b>		<b>Cable Kit</b>	
		UF48WD24W	Up Light 48 System Watts, Down Light 24 System Watts, 7200 Delivered Lumens		30K 3000K 35K 3500K 40K 4000K 50K 5000K	HC301WH 4 ft. cable kit with 3 wires Power Feed HC302WH 12 ft. cable kit with 3 wires Power Feed HC3015WWH 4 ft. cable kit with 5 wires Power Feed HC3025WWH 12 ft. cable kit with 5 wires Power Feed HC3016WWH** 4 ft. cable kit with 6 wires Power Feed HC3026WWH** 12 ft. cable kit with 6 wires Power Feed	
		UF72WD36 W	Up Light 72 System Watts, Down Light 36 System Watts, 10800 Delivered Lumens				

\*Custom louvers available in any cell configuration. Consult factory for additional information.

\*\*For 0-10V dimming and Emergency Battery Backup application, requires 6 wires power feed.

### Plug in system Options - it's for continuous run application by simply plugging in sections together

Part Number	Descriptions
PI1	3 Wires Harness, Including White, Black and Green
PI2	4 Wires Harness, Including White, Black, Green and Blue for Emergency Battery Backup
PI3D	5 Wires Harness, Including White, Black, Green, Violet and Gray

\* Add the accessories part numbers at the end to be factory installed