



Texas Fluorescents  
Reinvented

CATALOG#: \_\_\_\_\_  
PROJECT: \_\_\_\_\_  
TYPE: \_\_\_\_\_

# Series HBC

## LED High Bay Full Body

High efficiency LED engineered for premium performance in medium and high ceiling applications ideally suited for warehouses, manufacturing plants, sports facilities and retail spaces. A precision-formed reflector system available in highly reflective enhanced white reflector achieve maximum light output for ceilings from 15 feet to 40 feet. The unique arrangement is ideal for wide area lighting to put the light exactly where you need it with less fixtures. Based on ceiling height, these fixtures can replace an HID high bay using half of the wattage. Surface, pendant, chain or stem mounting. Highest quality materials and workmanship.

### CONSTRUCTION

Housing is 22 gauge prepainted steel. Air vents surround the drivers in the back of the fixture to maximize LED and driver performance, reliability and life. High reflective enhanced white reflectors are computer designed to maximize photometric performance and put the light where you need it. Access plate in the back makes wiring fast and hassle-free. Back of fixture is designed with built-in mounting holes for tong hanger, cable kit and surface mount.

### MOUNTING

Designed for surface, pendant, stem or chain hanging. Mounting holes are provided for simple, fast installation. See Buyers Guide for list of all mounting options available and sold separately.

### TYPICAL OPTIONS & ACCESSORIES

Emergency battery backup, Cord sets, whips, occupancy sensors, Hanging kits, Wire guards. Contact factory for additional options.



### DIMENSIONS

- 24L: 24.056"L x 20.385"W x 3.62"H
- 48L: 48.056"L x 11.369"W x 3.62"H (118W and below)
- 48L: 48.056"L x 16.385"W x 3.62"H (above 118W)
- 48L: 48.056"L x 20.385"W x 3.62"H (above 433W)

### FEATURES & BENEFITS

- A sturdy/durable fixture body with superior appearance and appeal
- Ideal for commercial, retail and industrial applications
- Mounts easily with chain or cable kit
- Protected by an optional wire guard
- Suitable for dry or damp locations
- >50,000 hrs of L70 LED life
- CRI >80
- 0-10 Volt dimmable 120-277V
- Power factor 0.99
- 5 year warranty



### DRAWINGS & IMAGES

#### HBC Drawings



With Wire Guard

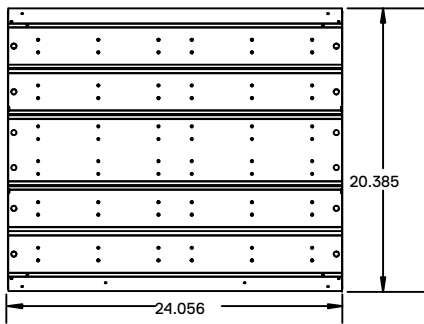


Without Lens

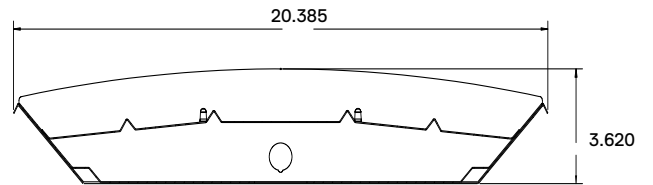


22L

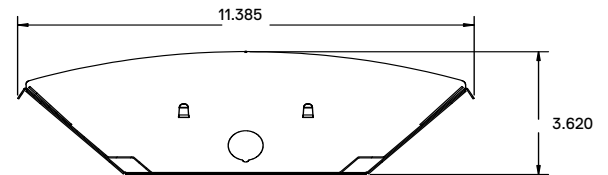
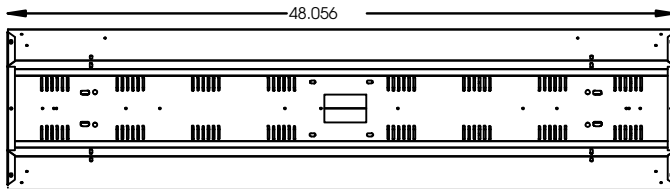
**22L - 24.056"L x 20.385"W**



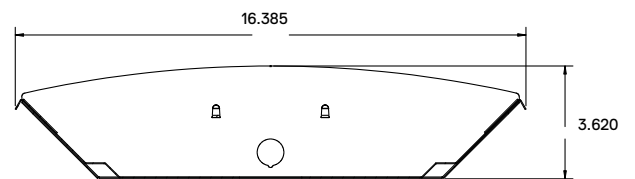
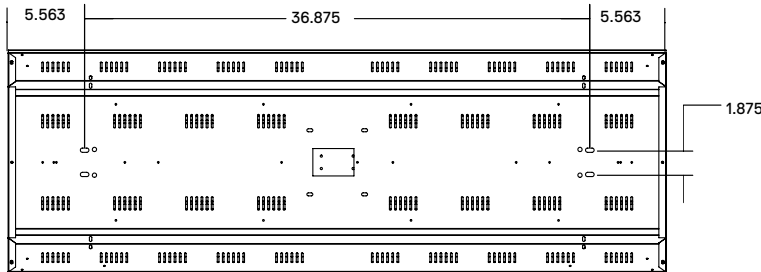
**END**



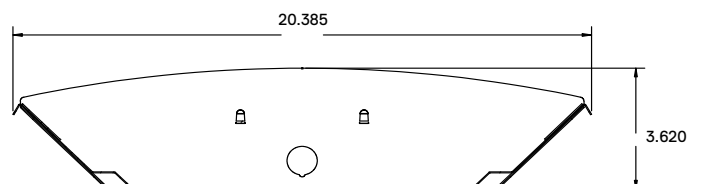
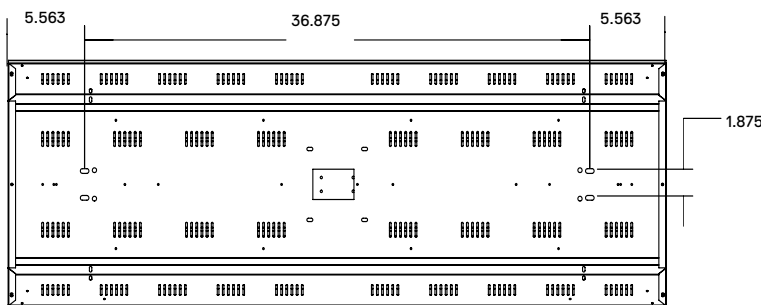
**48L - 48"L x 11.385"W**



**48L - 48"L x 16.385"W**



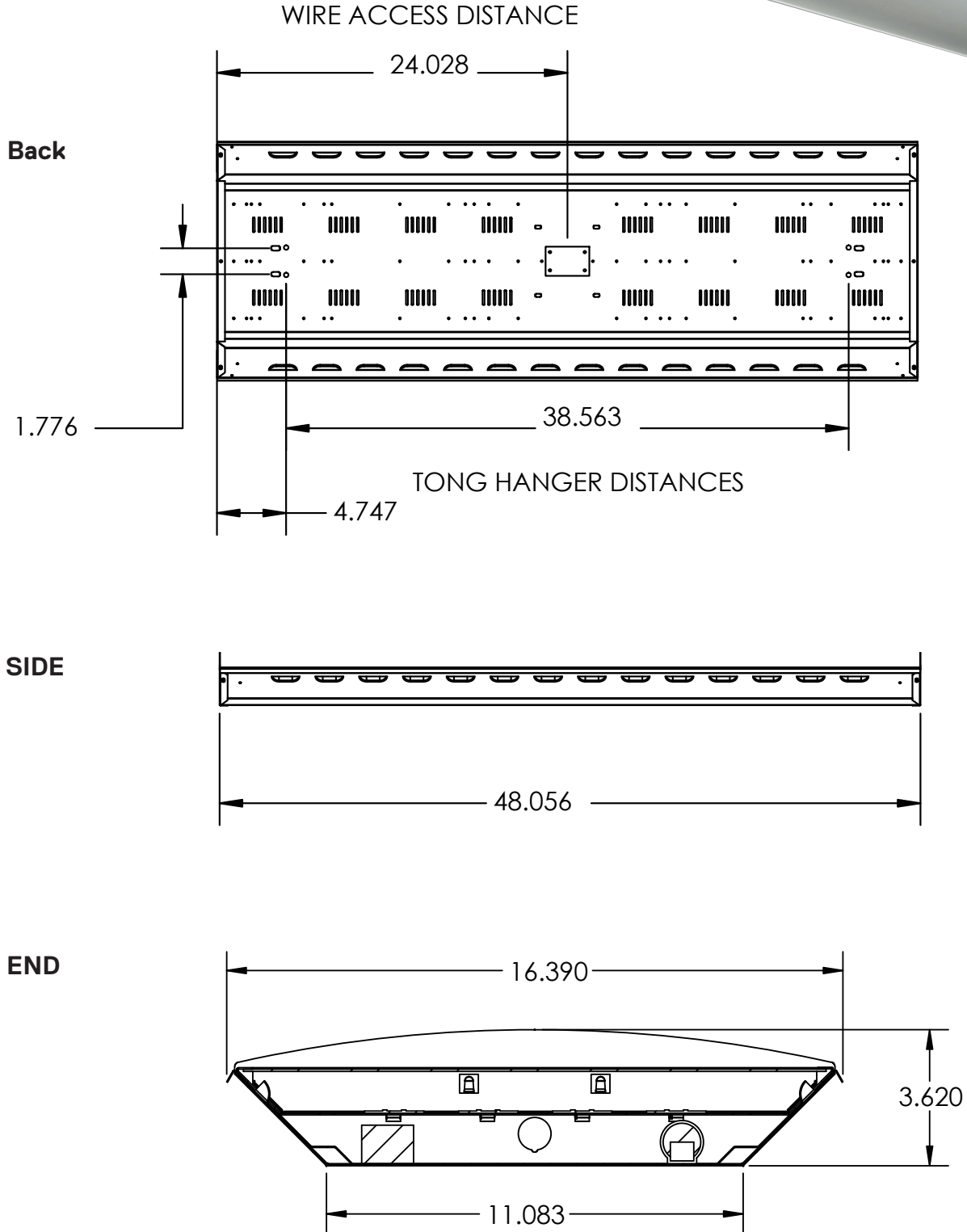
**48L - 48"L x 20.385"W**



TONG HANGERS HOLE DISTANCES

### DRAWINGS & IMAGES

#### HBCL Drawings





Texas Fluorescents  
Reinvented

CATALOG#: \_\_\_\_\_  
PROJECT: \_\_\_\_\_  
TYPE: \_\_\_\_\_

# Series HBC

## LED High Bay Full Body

### ORDER INFORMATION

SERIES	LENS MATERIAL		SIZES		WATTAGE & LUMENS		REFLECTOR		DRIVER		COLOR			
HBC	Blank	No lens	24L	24"Lx20.385"W	N63W9000L	60 Watts 9000 Lumens	W30	White Steel Reflector	DMV 0-10V Dimming DHV 347-480V DMVFID Factory install Dimming Wires (Option)		30K	3000K		
					Z110W16000L	110 Watts 16000 Lumens					35K	3500K		
					Z144W20000L	144 Watts 20000 Lumens					40K	4000K		
	L <sup>*1</sup>	Frosted Smooth Acrylic	48L	48"Lx11.385"W	S61W7040L	61 Watts 7040 Lumens	A10	Aluminum Reflector			50K	5000K		
					F97W11300L	97 Watts 11300 Lumens								
					H118W13500L	118 Watts 13500 Lumens								
	48L	48"Lx16.385"W	N127W18000L	127 Watts 18000 Lumens	W30	White Steel Reflector								
													N162W24000L	162 Watts 24000 Lumens
													N216W30000L	216 Watts 30000 Lumens
													N272W36000L	272 Watts 36000 Lumens
													N305W40000L	305 Watts 40000 Lumens
													N345W45000L	345 Watts 45000 Lumens
48L	48"Lx20.385"W	X433W60000L	433 Watts 60000 Lumens	W30	White Steel Reflector									

### OPTIONS

- MDT4 Occupancy Sensor Wide Angle
- MDF4 Occupancy Sensor and Daylight
- MDT4480 Occupancy Sensor Wide Angle 480 Volt
- CS 5-15P 120V 8ft Cord & Plug
- CS12 L7-15P 277V 8ft Cord & Plug
- CS08 8ft Cord No Plug
- WP 6ft 3 Wire, Whip
- WP10 6ft 4 Wire, Whip
- EM 10W, 90 mins, 120-277VAC
- WG Wire Guard
- LSXR610(xx) Occupancy Sensor (Full On and Steps to XX% Level)

**Note:**

\*Programmable LED drivers allow custom configured wattages and corresponding lumens.  
\*<sup>1</sup>Estimate 10% loss on light output

We reserve the right to change design, materials, LED's and finish in any way that will not alter installed appearance or reduce function and performance.



Texas Fluorescents  
Reinvented

CATALOG#: \_\_\_\_\_  
PROJECT: \_\_\_\_\_  
TYPE: \_\_\_\_\_

# Series HBC

LED High Bay Full Body

Item Number
HBC48LF97W11900LW30DMV40K
HBC48LH118W13500LW30DMV50K
HBC48LN127W18000LA10DMVxxx30Koooo
HBC48LN127W18000LA10DMVxxx35Koooo
HBC48LN127W18000LA10DMVxxx40Koooo
HBC48LN127W18000LA10DMVxxx50Koooo
HBC48LN144W20000LA10DMVxxx30Koooo
HBC48LN144W20000LA10DMVxxx35Koooo
HBC48LN144W20000LA10DMVxxx40Koooo
HBC48LN144W20000LA10DMVxxx50Koooo
HBC48LN162W24000LA10DMVxxx30Koooo
HBC48LN162W24000LA10DMVxxx35Koooo
HBC48LN162W24000LA10DMVxxx40Koooo
HBC48LN162W24000LA10DMVxxx50Koooo
HBC48LN216W30000LA10DMVxxx30Koooo
HBC48LN216W30000LA10DMVxxx35Koooo
HBC48LN216W30000LA10DMVxxx40Koooo
HBC48LN216W30000LA10DMVxxx50Koooo
HBC48LN272W36000LA10DMVxxx30Koooo
HBC48LN272W36000LA10DMVxxx35Koooo
HBC48LN272W36000LA10DMVxxx40Koooo
HBC48LN272W36000LA10DMVxxx50Koooo

