

APPLICATIONS

Specification grade direct/indirect center diffuser luminaire provides smooth and uniform ambient lighting for all commercial and industrial buildings with recessed configurations. Reflected light from matte surfaces provide a softened "skylight" appearance to the modern office environment. Unique, dual curved lenses with center perforated basket or linear ribbed diffuser provides a luminous housing with excellent visual comfort. Light reaches higher in the space to eliminate the "cave effect".

FEATURES & BENEFITS

- ◆ Center section is flush with outer panels, eliminating the dirt and debris from collecting
- ◆ One piece enclosure is mounted to one piece door frame
- ◆ Direct/indirect mimics "skylight" appearance
- ◆ Matte white reflective surfaces for soft, uniform light distribution
- ◆ Recessed perforated center diffuser with acrylic overlay
- ◆ ^cUL_{US} Listed



SPECIFICATIONS

Housing is die-formed and embossed code 22 gauge steel. Luminaire body finish is high reflectance baked white enamel, with matte white reflectors. Wiring knockouts are provided on the back of housing.

ORDERING DATA

EXAMPLE: RGCRV22217PFMV

RGCRV		Lamp Position		Lamp Type		Diffuser		Ballast Type		Options	
Series	Size	Lamp Position		Lamp Type		Diffuser		Ballast Type		Options	
RGCRV	22 2x2 24 2x4	2 2 Lamp 3 3 Lamp	*Lamps not included		14 22" T5 17 24" T8 24 22" T5HO 32 48" T8 40BX Biax TT5 54 46" T5HO	PF Perforated Basket RL Ribbed Lens	MV Multivolt 120 120 Volt 277 277 Volt PMV Program Multivolt				

Brands	
Code No.	Description
A	Advance
G	GE Ballast
L	Lutron
S	Sylvania Ballast
U	Universal

Performance Levels			
Ballast			
Manufacturer	Standard - Leave blank if no preference	High Efficiency Instant Start	High Efficiency Program Start
Advance (A)	Centium ICN (A)	Optanium (AL, AN, AH)	Optanium PS (APL, APN ???)
GE (G)	Proline GE (G)	UltraMax (GL, GN, GH)	UltraStart (GPL, GPH, GPH)
Osram/Sylvania (S)	Quicktronic Pro (S)	Quicktronic QHE (SL, SN, SH)	ProStart (SPL, SPN, SPH)
Universal (U)	ULT STD Electronic (U)	HP Electronic (UL, UN, UH)	AccuStart (UPI, UPN, UPH)

- B1** T8/T5 1L 500 Lumens Battery Backup (B11)
- B2** T8/T5 1L/2L 700 Lumens Battery Backup (B48)
- B3** T8/T5 1L/2L 1400 Lumens Battery Backup (B223)
- B51** T5HO 1L 500 Lumen Battery Backup (B625)
- B52** T5HO 1L 800 Lumens Battery Backup (B585)
- B53** T5HO 1L 1300 Lumens Battery Backup (B626)
- 11** Dual Ballasts 1 Lamp + 1 Lamp
- 21** Dual Ballasts 2 Lamp + 1 Lamp
- 22** Dual Ballasts 2 Lamp + 2 Lamp
- 31** Dual Ballasts 3 Lamp + 1 Lamp
- L41** Lamps Installed 741K
- L35** Lamps Installed 735K
- L841** Lamps Installed 841K
- L835** Lamps Installed 835K
- WP** Whip 6Ft 3 Wire
- WP4** Whip 6Ft 4Wire

Battery Backup (#) if ordering separately.
*Call factory for additional options.

Dimensions and specifications subject to change without notice.



◆ 800-444-WATT ◆ www.mobern.com ◆

8200 Stayton Dr., Ste. 500, Jessup, MD 20794

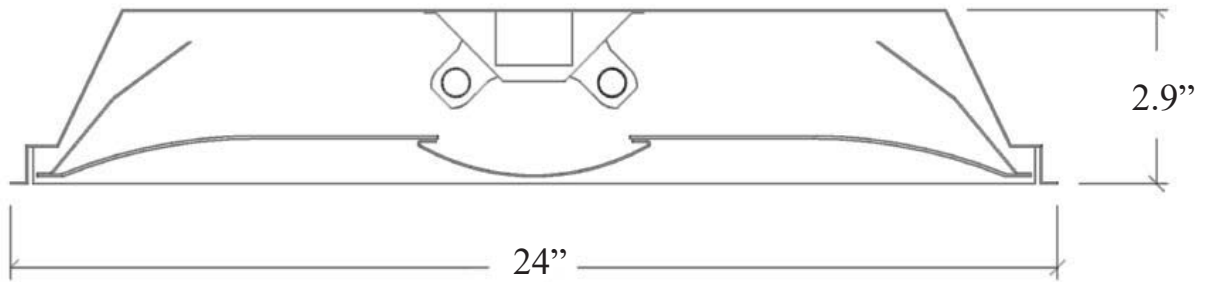
CAT#

JOB NAME

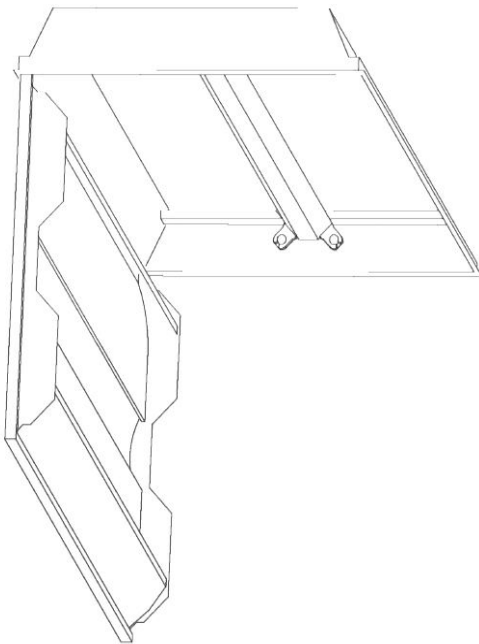
TYPE

DIMENSIONS

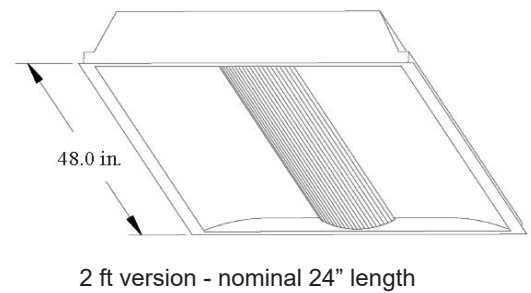
END VIEW



OPEN VIEW



SIDE VIEW W/LENS



Dimensions and specifications subject to change without notice.



◆ 800-444-WATT ◆ www.mobern.com ◆

8200 Stayton Dr., Ste. 500, Jessup, MD 20794

CAT#
JOB NAME

TYPE