

### APPLICATIONS

This heavy duty constructed premium round wraparound is ideal for individual or continuous runs with solid ends. It has a low initial cost, and is available in a 48" and 96" lengths. The housing is completely die formed from heavy gauge cold rolled steel, and design embossed ends are locked and secured to the housing. The wireway cover snaps on or off with or without tools for easy assembly.

### FEATURES & BENEFITS

- ◆ Nominal 9" wrap
- ◆ Clear acrylic prismatic bottom with ribbed linear sides, or smooth frosted lens
- ◆ Rounded lens for unique appearance
- ◆ Ballast cover held in place with quarter turn fasteners for easy access
- ◆ Available in multiple lamp configurations
- ◆ Available in 48 inch and 96 inch lengths
- ◆ Surface or pendant mountable
- ◆ Single or continuous row mounting capability
- ◆ Every fixture individually tested
- ◆ <sub>c</sub>UL<sub>us</sub> listed for damp location



### SPECIFICATIONS

Fixture housing, lampholder brackets and sections, and reflector are constructed of code-gauge die-formed steel. All devices are UL/CUL listed, and suitable for damp locations. Ballasts and lampholders are replaceable without removing the fixture from the ceiling. All metal parts are painted after fabrication with post powder paint.

### ORDERING DATA

**EXAMPLE: 771 2 32 MV FR B1**

Series	# of Lamps	Lamp Type	Ballast Type	Lens
<b>771</b>	<b>1</b> 1 Lamp	<b>28</b> 46" T5	<b>MV</b> Electronic 120V to 277V	<b>FR</b> Frosted
Premium	<b>2</b> 2 Lamp	<b>28TAN</b> 2-46" TAN T5	<b>R120</b> Residential Electronic 120V	<b>RL</b> Ribbed Linear
Wraparound	<b>3</b> 3 Lamp	<b>32</b> 48" T8	<b>PMV</b> Program Start Multivolt	
		<b>32TAN</b> 2-48" TAN T8	<b>DMV</b> Sylvania Powersense Dimming	
		<b>54</b> 46" T5HO	<b>LED**</b> Wired 1 end hot for T8 LED tubes	
		<b>54TAN</b> 2-46" TAN T5HO	<b>LED2E**</b> Wired 2 ends hot for T8 LED tubes	

**\*\* Assembled with no ballast, made for UL Listed, self ballasted retrofit LED lamps**

#### Options

- B1** T8/T5 1L 500 Lumens Battery Backup (B11)
- B2** T8/T5 1L/2L 700 Lumens Battery Backup (B48)
- B3** T8/T5 1L/2L 1400 Lumens Battery Backup (B223)
- B51** T5HO 1L 500 Lumens Battery Backup (B625)
- B52** T5HO 1L 800 Lumens Battery Backup (B585)
- B53** T5HO 1L 1300 Lumens Battery Backup (B626)
- SW** Smooth White Lens (773 Series)
- OS** Occupancy Sensor
- 11** Dual Ballasts 1 Lamp + 1 Lamp
- 21** Dual Ballasts 2 Lamp + 1 Lamp
- RIF** Radio Interference Filter

- \* Call factory for additional options
- \* Lamps purchased separately
- \* See chart for whip and cordset options

#### \*\*Cord & Whip Ordering Chart (Add to End of Fixture Part Number)

Part No.	# of Wires	Length	End Fitting	Finish	Voltage	Amps (TL Only)
<b>WP</b> - Whip	<b>(Blank)</b> 3 Wire	<b>(Blank)</b> 6 feet	<b>(Blank)</b> No Plug	<b>BK</b> - Black	<b>(Blank)</b> 120-277V	<b>15</b> - 15 Amps
<b>CS</b> - Cordset	<b>4</b> - 4 Wire	<b>8</b> - 8 feet	<b>P*</b> - Standard Plug <b>TL*</b> - Twist Lock	<b>WH</b> - White	<b>120</b> - 120V	<b>20</b> - 20 Amps
	<b>5</b> - 5 Wire	<b>10</b> - 10 feet			<b>277</b> - 277V	
	<b>6</b> - 6 Wire	<b>12</b> - 12 feet			<b>347</b> - 347V	
		<b>15</b> - 15 feet			<b>480</b> - 480V	

Dimensions and specifications subject to change without notice.



◆ 800-444-WATT ◆ www.mobern.com ◆

8200 Stayton Dr., Ste. 500, Jessup, MD 20794

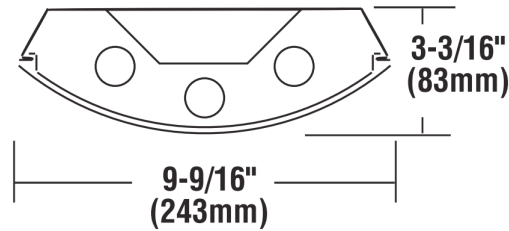
CAT#

JOB NAME

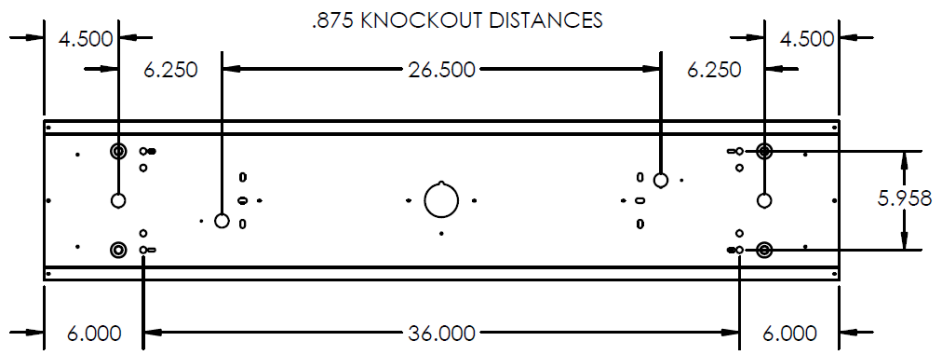
TYPE

**DIMENSIONS**

**End View**

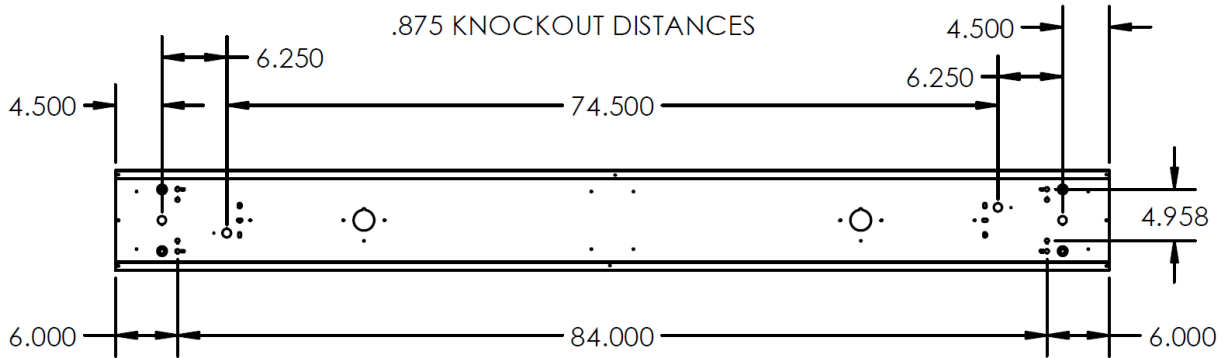


**48 Inch**



HANGING HOOK HOLE DISTANCES

**96 Inch**



WIRE HANGING HOLE DISTANCES

Dimensions and specifications subject to change without notice.

