

Series VAN

LED Round Linear with Choice of End Caps

This end cap bath bar series provides a choice of cost-effective, stylish lighting solutions. By utilizing spring clips with a standard 2-light strip fixture, a low-cost luminaire is achieved with a high perceived value.

DIFFUSER

Solid white, clear fluted, or white fluted diffusers are available, to be paired with various end caps of solid colors or that simulate marble or alabaster.

The diffusers give the appearance of frosted glass, while maintaining the shipping versatility and usage durability of acrylic.

CONSTRUCTION

Housing is die-formed and embossed code 22 gauge steel. Finish is high reflectance baked white enamel. Wiring knockouts are provided on back and end of housing.

MOUNTING

Each spring clip, when fastened to the strip fixture, creates a pressure-fit mounting method, allowing luminaires to be mounted either vertically or horizontally.

OPTIONS

A range of colors are available – from basic opaque white to a family of marble effects. We have developed colors which emulate the effects of translucent alabaster, marble grains, and a variety of opaque, faux marble finishes.



DIMENSIONS

2ft. - 25 1/2"L x 4 3/4"W x 4"H

4ft. - 49 1/2"L x 4 3/4"W x 4"H

FEATURES & BENEFITS

- The diffuser assembly consists of a solid white, clear fluted or white fluted profile
- Custom end cap color, shape or custom profile for proprietary applications, if requested
- Spring clip mounting for a pressure fit that allows vertical or horizontal wall mounting
- Many lumen package / wattage options via programmable drivers
- Multiple Kelvin temperature options (3000K, 3500K, 4000K, 5000K)
- CRI >80 standard, 90 optional
- L70: >50,000 Hours
- Dimming: 0-10V 120-277V standard, 120V ELV/TRIAC optional
- Power factor >0.90
- 5 year warranty





Texas Fluorescents
Reinvented

CATALOG#: _____

PROJECT: _____

TYPE: _____

Series VAN

LED Round Linear with Choice
of End Caps

ORDER INFORMATION

Factory at your fingertips. Fill in the blanks to create your part number or create a custom configuration.

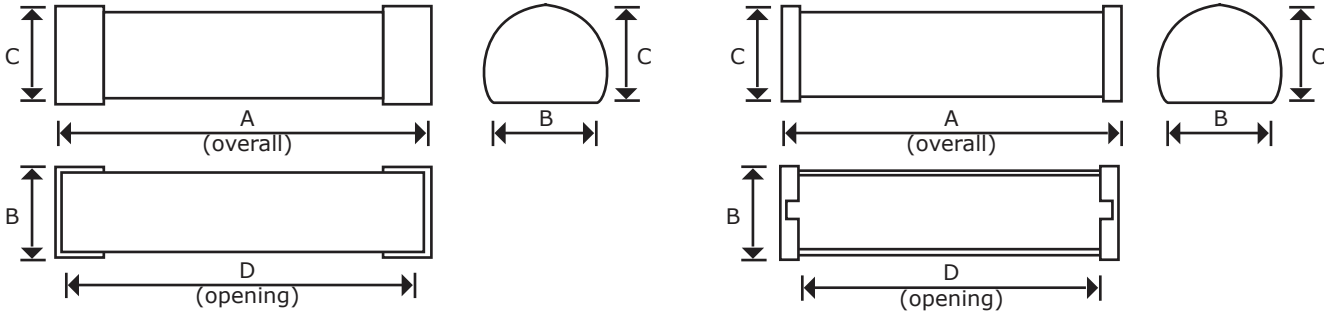
W L

SERIES	LENS MATERIAL		SIZE		WATTAGE* & LUMENS*		DRIVER		COLOR		CRI**			
VAN	WB	White Ribbed	24L	24"	S24W1800L	24 Watts 1800 Lumens	DMV	0-10V Dimming	30K	3000K	Blank	80 CRI		
	CR	Clear Ribbed			S28W2000L	28 Watts 2000 Lumens							G120	ELV/TRIAC dimming at 120W only
	FR	Frosted Ribbed	48L	48"	S32W2850L	32 Watts 2850 Lumens	D1MV	0-10V dimming (dim to 1%)	40K	4000K				
	Blank	White Smooth			S48W4000L	48 Watts 4000 Lumens							50K	5000K
					S57W4500L	57 Watts 4500 Lumens								

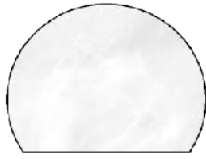
END CAPS	
BM	Black Marble
SW	Solid White (Translucent)
WM	White Marble
AL	Alabaster

Note:
 *Programmable LED drivers allow custom configured wattages and corresponding lumens.
 ** CRI 90 is not available in 5000K.
 We reserve the right to change design, materials, LEDs and finish in any way that will not alter installed appearance or reduce function and performance.

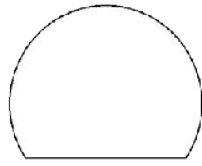
DRAWINGS & IMAGES



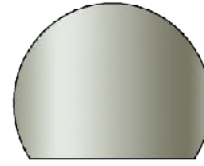
AL-Alabaster




WM-White Marble



SW-Solid White



SL-Silver
(narrow only)



BM-Black Marble

SERIES	A	B	C	D
VAN 24L	25 1/2	4 3/4	4	24 1/8
VAN 48L	49 1/2	4 3/4	4	48 1/8

SERIES	A	B	C	D
VAN 24L	25 1/2	4 3/4	4	25
VAN 48L	49 1/2	4 3/4	4	49

A-Length B-Width C-Depth D-Lens Length Shown