



Texas Fluorescents
Reinvented

CATALOG#:

PROJECT:

TYPE:

Series SCB

LED Architectural Direct Luminaire Square Center Basket

This sleek, low profile, fixture provides a soft, smooth, low glare, ambient light perfect for today's commercial buildings. This unique, squared lens, combined with our high reflectance, matte finish, painted after fabrication, ensures a highly efficient, superior quality lighting fixture.

CONSTRUCTION

Housing is die-formed and embossed code 20 gauge steel. Wiring knockouts are provided on back of housing.

MOUNTING

Recessed or surface mount. See SHSCB Series for surface mount.



DIMENSIONS

1x4 - 48.0"L x 12.0"W x 3.34"H

2x2 - 24"L x 24"W x 3.36"H

2x4 - 48"L x 24"W x 3.26"H

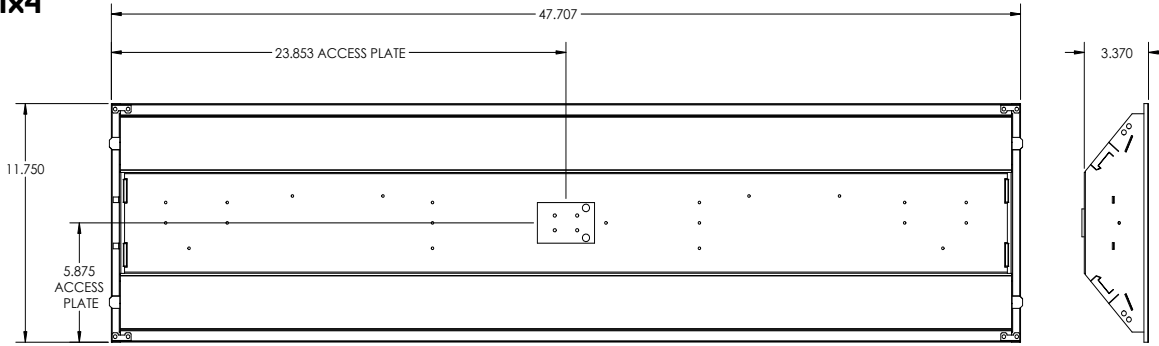
FEATURES & BENEFITS

- Acrylic frosted diffuser with 90% light transmission
- Direct lighting
- Tool-free diffuser removal
- IC rated for dry and damp location
- >50,000 hrs of L70 LED life
- 0-10 Volt Dimming 120-277V (120V ELV/Triac avail.)
- CRI >80 (90 CRI avail.)
- Power factor >0.90
- 5 year warranty

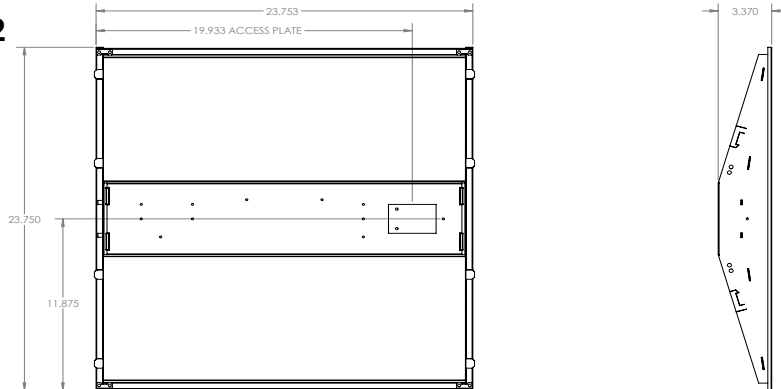


DRAWINGS & IMAGES

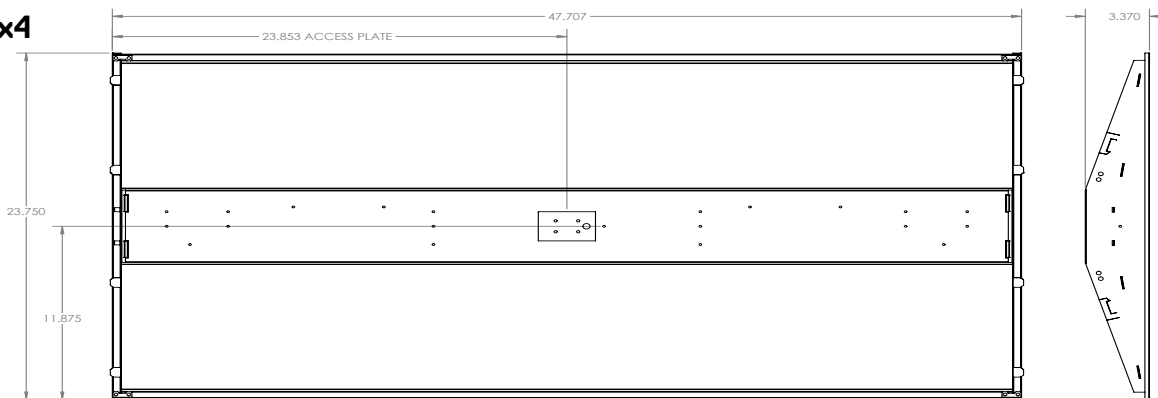
1x4



2x2



2x4



Replacement Lens Ordering Information

Series	Description
0SCB1x4	Replacement lens for 1x4
0SCB2x2	Replacement lens for 2x2
0SCB2x4	Replacement lens for 2x4