

15Watt T8 Linear LED Tube

InstaFit / Direct Wire LED Tube

Technical Parameters

Power Output : 15 watt

Lumen Output : 1800lm

Beam Angel : 140 degree

Rated Life : 50,000 +

CRI: >80

Color Temperture : 3500K, 4000K, 5000K

Main Material: Aluminium Base + Aliuminium Housing

Dimensions: 1.023" Dia x 47.165" Length

Operating Temperature: -20C to 50C



Specification

- G13 Pins,work with instant ballast, rapid ballast and program ballast
- work with ballast or wire directly to AC100-277V without ballast
- Non dimmable,internal driver,two ends and one end power input
- 50,000 hours warranty or 5 years warranty
- Lasts up to 10 times longer than filament lamps

Important things for installation ballast compatible tube:

1. A test is required before make mass installation;
2. Make sure the socket and lampholder of the fixture are not loose or damaged;
3. Make sure that turn off power before make installation;
4. Make sure that the length of the tube is suitable for the fixture.
5. The ballast compatible tube only work with specific electronics ballast not all ballast.

Item No.	Description
LED48T815W1800LRK35K	LED T8 15Watt 1800Lumens 3500K
LED48T815W1800LRK40K	LED T8 15Watt 1800Lumens 4000K
LED48T815W1800LRK50K	LED T8 15Watt 1800Lumens 5000K

Instafit Instructions

(Use with Fluorescents Instant Start Ballast)

Prepair for Installation

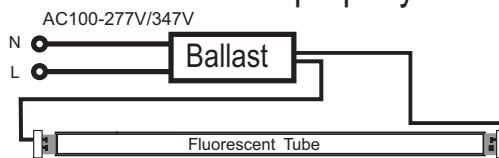


1. Check the ballast installed in the field and make sure the ballast is in manufacturer's ballast list.
If the ballast out of the manufacturer's ballast list, a test may needed before mass installation.
2. Loose and damaged lamp holder and socket need to be adjusted or be replaced.

Direct Replacement Procedure

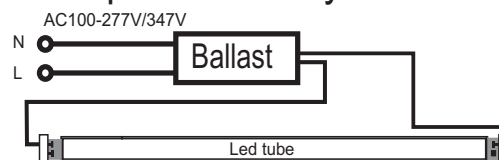
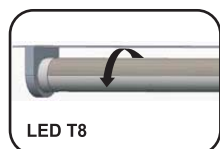
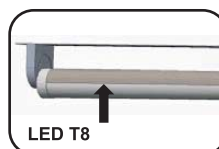
1. Turn off the power to the light fixture at the breaker panel before installation.



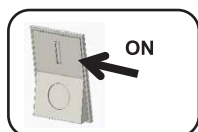
2. Open the diffuser from the light fixture.
3. Remove the fluorescent tubes. Please dispose of these items properly as they contain mercury.



4. Put led tube into the lighting fixture. Ensure pins are firmly seated in lampholders.



5. Install the LED tubes, close the diffuser.
6. Switch on power to the fixture.



WARNING

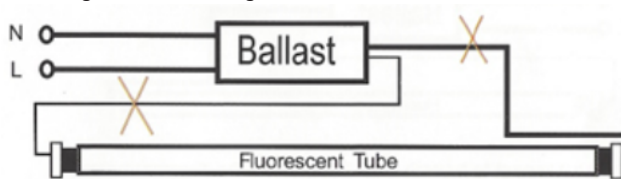
- Risk of fire and electronic shock.
- This lamp can work with existing instant-start, rapid start, programmed start, dimming start and emergency ballast as manufacturer ballast list.
- These lamps are to be used in indoor damp location only .
- If the lamp or luminaire exhibits undesirable operation (Buzzing, Flickering, etc), immediately turn off power,remove lamp from luminaire and contact manufacturer.

Bypass Lamp Instructions

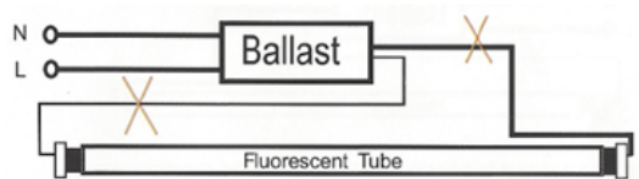
Direct Replacement Procedure

1. Turn off the power to the light fixture at the breaker panel before installation.
2. Open the diffuser from the light fixture.
3. Remove the fluorescent tubes. Please dispose of these items properly as they contain mercury.
4. Cut the wires shown as the diagram below.

For single ended wiring

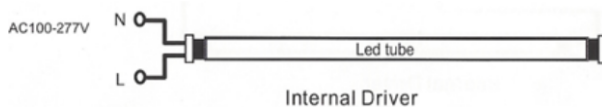


For double ended wiring




5. Make the new wire connect to branch circuit shown as the diagram below.
Using unshunted sockets (which may require changing sockets)
6. Replace the cover over the wiring channel.
7. Install the LED tubes, close the diffuser.

For single ended wiring



For double ended wiring



8. Turn on the power.

WARNING

- Risk of fire. LED retrofit kit installation requires knowledge of luminaires electrical systems.
- Risk of electric shock. LED retrofit kit installation requires knowledge of luminaires electrical systems.
- Do not make or alter any open holes in an enclosure of wiring or electrical components during kit installation.
- To prevent wiring damage or abrasion, do not expose wiring to edges of sheet metal or other sharp objects.
- This luminaire has been modified and can not longer operate the originally intended lamps.
- To avoid potential fire or shock hazard, do not use this retrofit kit in luminaires employing shunted bi-pin lampholders.
- If the lamp or luminaire exhibits undesirable operation (Buzzing, Flickering, etc) immediately turn off power, remove lamp from luminaire and contact manufacturer.

Tested Ballast List

Item	Manufacturer	Model	Type
1	GE	GE-132MAX-L/ULTRA	INSTANT START BALLAST
2	GE	GE-232MAX-L/ULTRA	INSTANT START BALLAST
3	GE	GE-332MAX-L/ULTRA	INSTANT START BALLAST
4	GE	GE-432MAX-L/ULTRA	INSTANT START BALLAST
5	GE	GE-132MAX-N/ULTRA	INSTANT START BALLAST
6	GE	GE-232MAX-N/ULTRA	INSTANT START BALLAST
7	GE	GE-332MAX-N/ULTRA	INSTANT START BALLAST
8	GE	GE-432MAX-N/ULTRA	INSTANT START BALLAST
9	GE	GE-132MAX-H/ULTRA	INSTANT START BALLAST
10	GE	GE-232MAX-H/ULTRA	INSTANT START BALLAST
11	GE	GE-332MAX-H/ULTRA	INSTANT START BALLAST
12	GE	GE-432MAX-H/ULTRA	INSTANT START BALLAST
13	GE	GE-132MAX-347-L	INSTANT START BALLAST
14	GE	GE-232MAX-347-L	INSTANT START BALLAST
15	GE	GE-332MAX-347-L	INSTANT START BALLAST
16	GE	GE-432MAX-347-L	INSTANT START BALLAST
17	GE	GE-132MAX-347-N	INSTANT START BALLAST
18	GE	GE-232MAX-347-N	INSTANT START BALLAST
19	GE	GE-332MAX-347-N	INSTANT START BALLAST
20	GE	GE-432MAX-347-N	INSTANT START BALLAST
21	GE	GE-132MAX-347-H	INSTANT START BALLAST
22	GE	GE-232MAX-347-H	INSTANT START BALLAST
23	GE	GE-332MAX-347-H	INSTANT START BALLAST
24	GE	GE-432MAX-347-H	INSTANT START BALLAST
25	GE	GE-132MAX-H-42T	INSTANT START BALLAST
26	GE	GE-232MAX-H-42T	INSTANT START BALLAST
27	GE	GE-332MAX-H-42T	INSTANT START BALLAST
28	GE	GE-432MAX-H-42T	INSTANT START BALLAST
29	GE	GE-132MAX-G-N-DIYB	INSTANT START BALLAST
30	GE	GE-232MAX-G-N-DIYB	INSTANT START BALLAST
31	GE	GE-332MAX-G-N-DIYB	INSTANT START BALLAST
32	GE	GE-432MAX-G-N-DIYB	INSTANT START BALLAST
33	GE	GE-132-120RESDIYB	INSTANT START BALLAST
34	GE	GE-232-120RESDIYB	INSTANT START BALLAST
35	GE	GE-332-120RESDIYB	INSTANT START BALLAST
36	GE	GE-432-120RESDIYB	INSTANT START BALLAST
37	GE	GE240RES120-DIYB	RAPID START BALLAST
38	GE	GE240RSMVN-DIYB	RAPID START BALLAST
39	GE	GE-132-120RES-DIY	INSTANT START BALLAST
40	GE	GE-232-120RES-DIY	INSTANT START BALLAST
41	GE	GE-332-120RES-DIY	INSTANT START BALLAST
42	GE	GE-432-120RES-DIY	INSTANT START BALLAST
43	GE	GE240RS120-DIY	RAPID START BALLAST
44	GE	GEM220TS120/2-DIY	RAPID START BALLAST
45	GE	GE-132MV-N-DIY	INSTANT START BALLAST
46	GE	GE-232MV-N-DIY	INSTANT START BALLAST
47	GE	GE-332MV-N-DIY	INSTANT START BALLAST
48	GE	GE-432MV-N-DIY	INSTANT START BALLAST
49	GE	GE-259MV-N-DIY	INSTANT START BALLAST
50	GE	GE-232-MVPS-N	RAPID START BALLAST
51	GE	GE-132-MV-N	INSTANT START BALLAST
52	GE	GE-232-MV-N	INSTANT START BALLAST
53	GE	GE-332-MV-N	INSTANT START BALLAST
54	GE	GE-432-MV-N	INSTANT START BALLAST
55	GE	GEM1FC16T9RS120/2	RAPID START BALLAST
56	GF	MAGNETEK-200-H2	PRHFAT START BALLAST
57	GE	GE-232MAXP-L/ULTRA	INSTANT START BALLAST
58	GE	GEM120TC120/2-DIY	RAPID START BALLAST
59	GE	GE-240-RS-MV-N-DIY	RAPID START BALLAST
60	GE	GE260IS-MV-N	INSTANT START BALLAST
61	GE	446-LR-TC-P	MAGNETIC RAPID START BALLAST
62	PHILIPS	ICN-2S28	PROGRAM START BALLAST
63	PHILIPS	ICN-2S28-N	PROGRAM START BALLAST
64	PHILIPS	ICN-2M32-MC	INSTANT START BALLAST
65		ICN-1P32-N	INSTANT START BALLAST
66	PHILIPS	ICN-2P32-N	INSTANT START BALLAST

67	PHILIPS	ICN-3P32-N	INSTANT START BALLAST
68	PHILIPS	ICN-4P32-N	INSTANT START BALLAST
69	PHILIPS	ICN-1S40-N	RAPID START BALLAST
70	PHILIPS	ICN-2S40-N	RAPID START BALLAST
71	PHILIPS	ICN-3S40-N	RAPID START BALLAST
72	PHILIPS	ICN-4S40-N	RAPID START BALLAST
73	PHILIPS	REB-1P32-SC	INSTANT START BALLAST
74	PHILIPS	REB-2P32-SC	INSTANT START BALLAST
75	PHILIPS	REB-3P32-SC	INSTANT START BALLAST
76	PHILIPS	REB-4P32-SC	INSTANT START BALLAST
77	PHILIPS	RELB-1S40-N	RAPID START BALLAST
78	PHILIPS	RELB-2S40-N	RAPID START BALLAST
79	PHILIPS	RELB-3S40-N	RAPID START BALLAST
80	PHILIPS	RELB-4S40-N	RAPID START BALLAST
81	PHILIPS	IOP-1PSP32-SC	PROGRAM START BALLAST
82	PHILIPS	IOP-2PSP32-SC	PROGRAM START BALLAST
83	PHILIPS	IOP-3PSP32-SC	PROGRAM START BALLAST
84	PHILIPS	IOP-4PSP32-SC	PROGRAM START BALLAST
85	PHILIPS	IOP-1PSP32-HL-SC	PROGRAM START BALLAST
86	PHILIPS	IOP-2PSP32-HL-SC	PROGRAM START BALLAST
87	PHILIPS	IOP-3PSP32-HL-SC	PROGRAM START BALLAST
88	PHILIPS	IOP-4PSP32-HL-SC	PROGRAM START BALLAST
89	PHILIPS	IOP-1PSP32-LW-N	PROGRAM START BALLAST
90	PHILIPS	IOP-2PSP32-LW-N	PROGRAM START BALLAST
91	PHILIPS	IOP-3PSP32-LW-N	PROGRAM START BALLAST
92	PHILIPS	IOP-4PSP32-LW-N	PROGRAM START BALLAST
93	PHILIPS	IOPA-1P32-N	INSTANT START BALLAST
94	PHILIPS	IOPA-2P32-N	INSTANT START BALLAST
95	PHILIPS	IOPA-3P32-N	INSTANT START BALLAST
96	PHILIPS	IOPA-4P32-N	INSTANT START BALLAST
97	PHILIPS	IOPA-1P32-LM-N	INSTANT START BALLAST
98	PHILIPS	IOPA-2P32-LM-N	INSTANT START BALLAST
99	PHILIPS	IOPA-3P32-LM-N	INSTANT START BALLAST
100	PHILIPS	IOPA-4P32-LM-N	INSTANT START BALLAST
101	PHILIPS	GOPA-1P32-SC	INSTANT START BALLAST
102	PHILIPS	GOPA-2P32-SC	INSTANT START BALLAST
103	PHILIPS	GOPA-3P32-SC	INSTANT START BALLAST
104	PHILIPS	GOPA-4P32-SC	INSTANT START BALLAST
105	PHILIPS	RLQS-122-TP-W	RAPID START BALLAST
106	PHILIPS	RLQ-120-TP	RAPID START BALLAST
107	SYLVANIA	QHE1×32T8/UNV ISL-SC	INSTANT START BALLAST
108	SYLVANIA	QHE2×32T8/UNV ISL-SC	INSTANT START BALLAST
109	SYLVANIA	QHE3×32T8/UNV ISL-SC	INSTANT START BALLAST
110	SYLVANIA	QHE4×32T8/UNV ISL-SC	INSTANT START BALLAST
111	SYLVANIA	QHE1×32T8/UNV ISN-SC	INSTANT START BALLAST
112	SYLVANIA	QHE2×32T8/UNV ISN-SC	INSTANT START BALLAST
113	SYLVANIA	QHE3×32T8/UNV ISN-SC	INSTANT START BALLAST
114	SYLVANIA	QHE4×32T8/UNV ISN-SC	INSTANT START BALLAST
115	SYLVANIA	QHE1×32T8/UNV ISH-SC	INSTANT START BALLAST
116	SYLVANIA	QHE2×32T8/UNV ISH-SC	INSTANT START BALLAST
117	SYLVANIA	QHE3×32T8/UNV ISH-SC	INSTANT START BALLAST
118	SYLVANIA	QHE4×32T8/UNV ISH-SC	INSTANT START BALLAST
119	SYLVANIA	QHE1×32T8/UNV ISL-SC-1	INSTANT START BALLAST
120	SYLVANIA	QHE2×32T8/UNV ISL-SC-1	INSTANT START BALLAST
121	SYLVANIA	QHE3×32T8/UNV ISL-SC-1	INSTANT START BALLAST
122	SYLVANIA	QHE4×32T8/UNV ISL-SC-1	INSTANT START BALLAST
123	SYLVANIA	QHE1×32T8/UNV ISN-SC-1	INSTANT START BALLAST
124	SYLVANIA	QHE2×32T8/UNV ISN-SC-1	INSTANT START BALLAST
125	SYLVANIA	QHE3×32T8/UNV ISN-SC-1	INSTANT START BALLAST
126	SYLVANIA	QHE4×32T8/UNV ISN-SC-1	INSTANT START BALLAST
127	SYLVANIA	QHE1×32T8/UNV ISH-SC-1	INSTANT START BALLAST
128	SYLVANIA	QHE2×32T8/UNV ISH-SC-1	INSTANT START BALLAST
129	SYLVANIA	QHE3×32T8/UNV ISH-SC-1	INSTANT START BALLAST
130	SYLVANIA	QHE4×32T8/UNV ISH-SC-1	INSTANT START BALLAST
131	SYLVANIA	QTP1×32T8/UNV PSN-SC	PROGRAM RAPID START BALLAST
132	SYLVANIA	QTP2×32T8/UNV PSN-SC	PROGRAM RAPID START BALLAST
133	SYLVANIA	QTP3×32T8/UNV PSN-SC	PROGRAM RAPID START BALLAST
134	SYLVANIA	QTP4×32T8/UNV PSN-SC	PROGRAM RAPID START BALLAST
135	SYLVANIA	QHE1×32T8/UNV PSN-MC	PROGRAM RAPID START BALLAST
136	SYLVANIA	QHE2×32T8/UNV PSN-MC	PROGRAM RAPID START BALLAST

137	SYLVANIA	QHE3×32T8/UNV PSN-MC	PROGRAM RAPID START BALLAST
138	SYLVANIA	QHE4×32T8/UNV PSN-MC	PROGRAM RAPID START BALLAST
139	SYLVANIA	QHE1×32T8/347 ISL-SC	INSTANT START BALLAST
140	SYLVANIA	QHE2×32T8/347 ISL-SC	INSTANT START BALLAST
141	SYLVANIA	QHE3×32T8/347 ISL-SC	INSTANT START BALLAST
142	SYLVANIA	QHE4×32T8/347 ISL-SC	INSTANT START BALLAST
143	SYLVANIA	QHE1×32T8/347 ISN-SC	INSTANT START BALLAST
144	SYLVANIA	QHE2×32T8/347 ISN-SC	INSTANT START BALLAST
145	SYLVANIA	QHE3×32T8/347 ISN-SC	INSTANT START BALLAST
146	SYLVANIA	QHE4×32T8/347 ISN-SC	INSTANT START BALLAST
147	SYLVANIA	QHE1×32T8/347 ISH-SC	INSTANT START BALLAST
148	SYLVANIA	QHE2×32T8/347 ISH-SC	INSTANT START BALLAST
149	SYLVANIA	QHE3×32T8/347 ISH-SC	INSTANT START BALLAST
150	SYLVANIA	QHE4×32T8/347 ISH-SC	INSTANT START BALLAST
151	SYLVANIA	QTP1×32T8/UNV ISL-SC	INSTANT START BALLAST
152	SYLVANIA	QTP2×32T8/UNV ISL-SC	INSTANT START BALLAST
153	SYLVANIA	QTP3×32T8/UNV ISL-SC	INSTANT START BALLAST
154	SYLVANIA	QTP4×32T8/UNV ISL-SC	INSTANT START BALLAST
155	SYLVANIA	QTP1×32T8/UNV ISN-SC	INSTANT START BALLAST
156	SYLVANIA	QTP2×32T8/UNV ISN-SC	INSTANT START BALLAST
157	SYLVANIA	QTP3×32T8/UNV ISN-SC	INSTANT START BALLAST
158	SYLVANIA	QTP4×32T8/UNV ISN-SC	INSTANT START BALLAST
159	SYLVANIA	QTP1×32T8/UNV ISH-SC	INSTANT START BALLAST
160	SYLVANIA	QTP2×32T8/UNV ISH-SC	INSTANT START BALLAST
161	SYLVANIA	QTP3×32T8/UNV ISH-SC	INSTANT START BALLAST
162	SYLVANIA	QTP4×32T8/UNV ISH-SC	INSTANT START BALLAST
163	SYLVANIA	QHE1×59T8/UNV ISL-SC	INSTANT START BALLAST
164	SYLVANIA	QHE2×59T8/UNV ISL-SC	INSTANT START BALLAST
165	SYLVANIA	QHE3×59T8/UNV ISL-SC	INSTANT START BALLAST
166	SYLVANIA	QHE4×59T8/UNV ISL-SC	INSTANT START BALLAST
167	SYLVANIA	QHE1×59T8/UNV ISN-SC	INSTANT START BALLAST
168	SYLVANIA	QHE2×59T8/UNV ISN-SC	INSTANT START BALLAST
169	SYLVANIA	QHE3×59T8/UNV ISN-SC	INSTANT START BALLAST
170	SYLVANIA	QHE4×59T8/UNV ISN-SC	INSTANT START BALLAST
171	SYLVANIA	QHE1×59T8/UNV ISH-SC	INSTANT START BALLAST
172	SYLVANIA	QHE2×59T8/UNV ISH-SC	INSTANT START BALLAST
173	SYLVANIA	QHE3×59T8/UNV ISH-SC	INSTANT START BALLAST
174	SYLVANIA	QHE4×59T8/UNV ISH-SC	INSTANT START BALLAST
175	SUNPARK	U-1/32PSE	RAPID START BALLAST
176	SUNPARK	U-2/32PSE	RAPID START BALLAST
177	SUNPARK	U-3/32PSE	RAPID START BALLAST
178	SUNPARK	U-1/32ISE	INSTANT START BALLAST
179	SUNPARK	U-2/32ISE	INSTANT START BALLAST
180	SUNPARK	U-3/32ISE	INSTANT START BALLAST
181	SUNPARK	U-1/32ISE-HBF	INSTANT START BALLAST
182	SUNPARK	U-2/32ISE-HBF	INSTANT START BALLAST
183	SUNPARK	U-1/32ISE-LBF	INSTANT START BALLAST
184	SUNPARK	U-2/32ISE-LBF	INSTANT START BALLAST
185	SUNPARK	SL15T	RAPID START BALLAST
186	SUNPARK	U-132PS3-HBF	PROGRAM START BALLAST
187	SUNPARK	U-232PS3	PROGRAM START BALLAST
188	ROBERTSON	ISU232T8120	INSTANT START BALLAST
189	ROBERTSON	RN320P	RAPID START BALLAST
190	ROBERTSON	SS2P	PREHEAT SELF START BALLAST
191	ROBERTSON	HPS1P	PREHEAT START BALLAST
192	ROBERTSON	L15A	SIMPLE REACTANCE BALLAST
193	ROBERTSON	SP258	SIMPLE REACTANCE BALLAST
194	ROBERTSON	O1527P	SIMPLE REACTANCE BALLAST
195	STERIL-AIRE	10000175	RAPID START BALLAST
196	TRIAD	B232IUNVEL-A	INSTANT START BALLAST
197	TRIAD	B232IUNVHP-B	INSTANT START BALLAST
198	TRIAD	B232IUNVHP-N	INSTANT START BALLAST
199	TRIAD	B234SR120M-A	RAPID START BALLAST
200	HI	EPH2/32IS/MV/MC/HE	INSTANT START BALLAST
201	HI	E2/40RS-120MC	RAPID START BALLAST
202	KEYSTONE	KTEB-2C72-1-TP	RAPID START BALLAST
203	KEYSTONE	KTEB-220-1-TP-EMI /C	RAPID START BALLAST
204	ESPEN	VE232MVHIPLE	INSTANT START BALLAST
205	ESPEN	VE259120HIP	INSTANT START BALLAST
206	PROLUME	EP232IS/L/MV/SL	INSTANT START BALLAST

207	RADIONIC	E232H12	INSTANT START BALLAST
208	WORKHORSE	WH3-120-L	INSTANT START BALLAST
209	SUPERIOR LIFE	70201	INSTANT START BALLAST
210	PROSTANDARD	GI22540-TP	RAPID START BALLAST
211	KEYSTONE	240TPES	RAPID START BALLAST
212	ROBERTSON	PSA124T5MV	PROGRAM START BALLAST

Note:

- 1, This tube maybe can not work with the ballasts in the above list because they are too old or maybe have special technical data.*
- 2, This tube maybe can work with the ballasts which not covered by the above list because there are so many ballast models.*
- 3, Do not make mass installation without testing.*