



Texas Fluorescents
Reinvented

HBP Series

**Fluorescent HiBay
Enclosed Body**

FEATURES & SPECIFICATIONS

INTENDED USE

High efficiency T5 High Output or T8 fixture housing for cost-effective lighting of medium- and high-bay warehouses, manufacturing plants, sports facilities and retail spaces. Design features precision-formed reflector to achieve maximum light output. Nominally delivers either 19,000 lumens from four economical 54-watt H.O. lamps, or 31,000 lumens from six lamps; replaces H.I.D fixtures on a one-for-one basis. Choice of specular or enhance white aluminum reflector. Surface, pendant, chain or stem mounting. Optional wireguard with innovative fastener design allows easy lamp access. Highest quality materials and workmanship.

SIZE W x L x H in inches (mm)

4 Light: 12.63"W x 48"L x 3.88"H

6 or 8 Light: 19.88"W x 48"L x 3.88"H

LAMP


4, 6, or 8 lamp positions

CONSTRUCTION

Housing is die-formed heavy-gauge cold rolled steel. Post painted white housing with either specular or enhance white aluminum reflector. Ballast access is simply by removal of socket plate screws so reflector will swing out on hinged ends. Optional wire guard is available.

MOUNTING

Designed for surface, pendant, stem or chain hanging. See Buyers Guide for list of all mounting options available and sold separately.



CERTIFIED 109

Fixture & Ballast: UL Listed

Ballast: Thermally protected, class P, HPF,

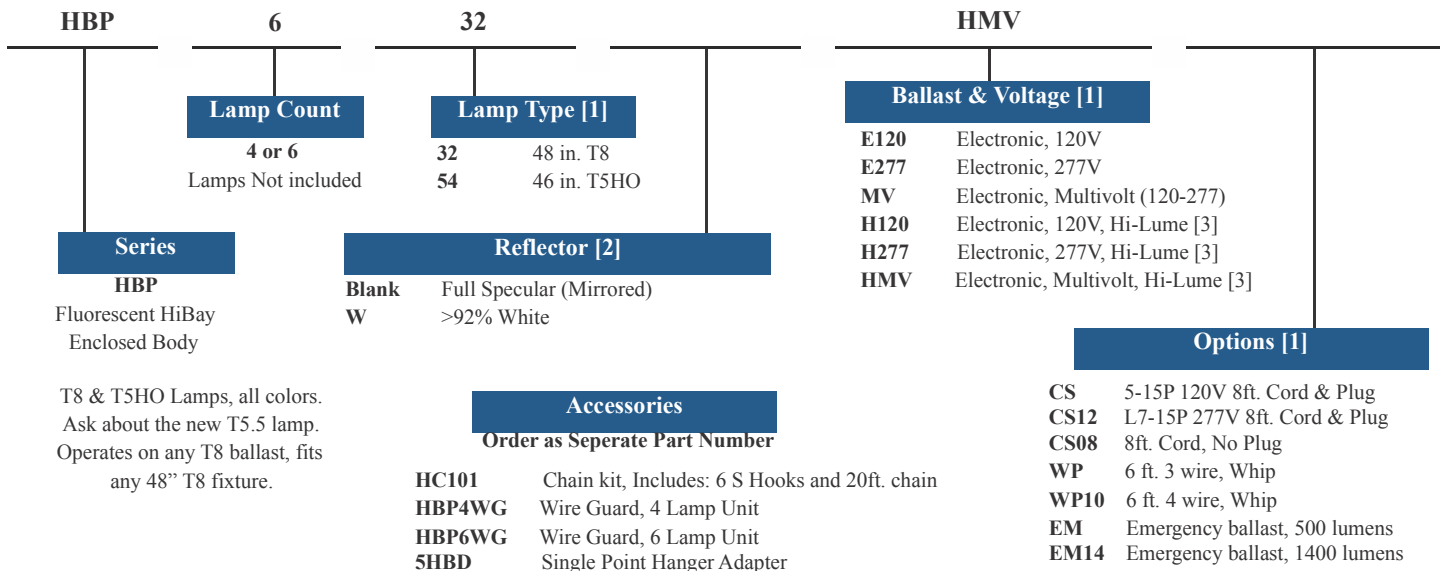
Non PCB

TYPICAL OPTIONS AND ACCESSORIES

Emergency ballasts, Cord sets, whips, occupancy sensors
Hanging kits, Wire guards. Contact factory for additional options.

ORDERING INFORMATION

Example: HBP632HMV



Notes

[1] See end of T02HiBay for many additional lamps, ballasts, finishes, and options.

[2] Custom reflectors available to create any light distribution.

[3] HiLume and LoLume ballasts available for T8 lamps only.


Note: EM14 required for T5HO lamps.

Consult factory for occupancy and daylight sensors.

For Multiple Ballasts put number of lamps per ballast in parenthesis after ballast. ie: (33)

Saylite
2055 Luna Rd. Suite 142 Carrollton, TX 75006
Phone: 972-247-3171 Fax: 972-247-0200
www.saylite.com email: sales@saylite.com

Catalog Number:
Notes:



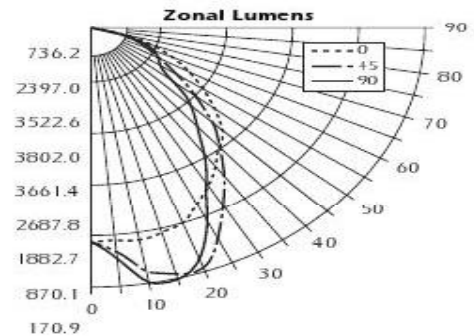
4 Lamp T5 High Bay
with Open Face

Zonal Cavity Coefficients of Utilization

Ceiling	.80				.70				.50				.30				.10				.00
Wall	.70	.50	.30	.10	.70	.50	.30	.10	.50	.30	.10	.50	.30	.10	.50	.30	.10	.50	.30	.10	.00
0	1.17	1.17	1.17	1.17	1.15	1.15	1.15	1.15	1.10	1.10	1.10	1.05	1.05	1.05	1.01	1.01	1.01	1.01	1.01	1.01	.99
1	1.09	1.05	1.02	.99	1.07	1.03	1.00	.97	.99	.96	.94	.95	.93	.91	.92	.90	.88	.88	.87	.85	.87
2	1.01	.94	.88	.83	.99	.92	.87	.82	.89	.84	.81	.86	.82	.79	.83	.80	.77	.77	.75	.73	.75
3	.93	.84	.77	.72	.91	.83	.76	.71	.80	.75	.70	.77	.73	.69	.75	.71	.68	.68	.66	.64	.66
4	.86	.76	.68	.62	.84	.74	.67	.62	.72	.66	.61	.70	.64	.60	.68	.63	.59	.59	.57	.55	.57
5	.79	.68	.60	.54	.77	.67	.59	.53	.65	.58	.53	.63	.57	.52	.61	.56	.52	.52	.50	.48	.50
6	.73	.61	.53	.47	.71	.60	.52	.47	.58	.52	.46	.57	.51	.46	.55	.50	.46	.46	.44	.42	.44
7	.68	.55	.47	.41	.66	.54	.47	.41	.53	.46	.41	.52	.45	.41	.50	.45	.40	.40	.39	.37	.39
8	.62	.50	.42	.36	.61	.49	.41	.36	.48	.41	.36	.47	.40	.36	.45	.40	.35	.35	.34	.32	.34
9	.58	.45	.37	.32	.56	.44	.37	.31	.43	.36	.31	.42	.36	.31	.41	.35	.31	.31	.30	.28	.30
10	.53	.41	.33	.28	.52	.40	.33	.28	.39	.32	.28	.38	.32	.28	.37	.32	.28	.28	.27	.25	.27

Lumen Summary

Zone	Lumens	% Lamp	% Fixt
0-30	6656	33.3	33.7
0-40	10458	52.3	53.0
0-60	16807	84.0	85.2
0-90	19731	98.7	100.0
90-120	0	0.0	0.0
90-130	0	0.0	0.0
90-150	0	0.0	0.0
90-180	0	0.0	0.0
0-180	19731	98.7	100.0



IES Spacing Criteria

End = 1.3 Diagonal = 1.3 Cross = 1.2

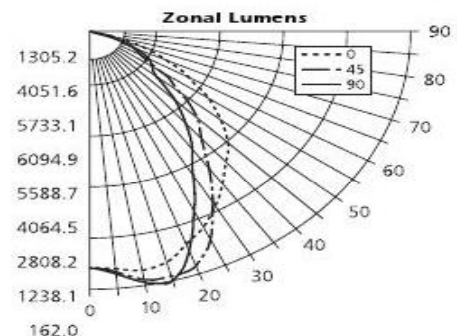
6 Lamp T5 High Bay
with Open Face

Zonal Cavity Coefficients of Utilization

Ceiling	.80				.70				.50				.30				.10				.00
Wall	.70	.50	.30	.10	.70	.50	.30	.10	.50	.30	.10	.50	.30	.10	.50	.30	.10	.50	.30	.10	.00
0	1.23	1.23	1.23	1.23	1.20	1.20	1.20	1.20	1.15	1.15	1.15	1.10	1.10	1.10	1.06	1.06	1.06	1.06	1.06	1.06	1.03
1	1.15	1.11	1.07	1.04	1.12	1.09	1.05	1.02	1.04	1.02	.99	1.00	.98	.96	.97	.95	.93	.93	.91	.89	.91
2	1.06	.99	.94	.89	1.04	.98	.92	.88	.94	.90	.86	.91	.87	.84	.88	.85	.82	.82	.80	.78	.80
3	.99	.89	.82	.77	.96	.88	.81	.76	.85	.79	.75	.82	.77	.73	.80	.76	.72	.72	.70	.68	.70
4	.91	.80	.73	.67	.89	.79	.72	.66	.77	.70	.65	.74	.69	.64	.72	.68	.64	.64	.62	.60	.62
5	.84	.72	.64	.58	.82	.71	.63	.57	.69	.62	.57	.67	.61	.56	.65	.60	.56	.56	.54	.52	.54
6	.78	.65	.57	.51	.76	.64	.56	.51	.63	.56	.50	.61	.55	.50	.59	.54	.49	.49	.47	.45	.47
7	.72	.59	.51	.45	.70	.58	.50	.45	.57	.50	.45	.55	.49	.44	.54	.48	.44	.44	.42	.40	.42
8	.67	.53	.45	.40	.65	.53	.45	.39	.51	.44	.39	.50	.44	.39	.49	.43	.39	.39	.37	.35	.37
9	.61	.48	.40	.35	.60	.48	.40	.35	.46	.39	.34	.45	.39	.34	.44	.38	.34	.34	.32	.30	.32
10	.57	.44	.36	.31	.56	.43	.36	.31	.42	.35	.31	.41	.35	.31	.40	.35	.30	.30	.28	.26	.28


Lumen Summary

Zone	Lumens	% Lamp	% Fixt
0-30	11090	37.0	35.7
0-40	17185	57.3	55.4
0-60	26838	89.5	86.4
0-90	31046	103.5	100.0
90-120	0	0.0	0.0
90-130	0	0.0	0.0
90-150	0	0.0	0.0
90-180	0	0.0	0.0
0-180	31046	103.5	100.0



IES Spacing Criteria

End = 1.3 Diagonal = 1.2 Cross = 1.1



4 Lamp T8 High Bay
with Open Face

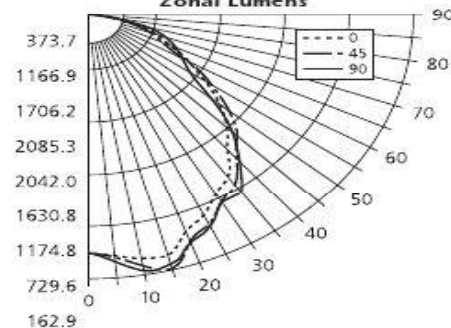
Zonal Cavity Coefficients of Utilization

Ceiling		.80				.70				.50				.30				.10				.0					
Wall		.70	.50	.30	.10	.70	.50	.30	.10	.50	.30	.10	.50	.30	.10	.50	.30	.10	.50	.30	.10	.50	.30	.10	.50	.30	.10
RCP	0	1.12	1.12	1.12	1.12	1.09	1.09	1.09	1.09	1.04	1.04	1.04	1.00	1.00	1.00	.96	.96	.96	.96	.96	.96	.94	.94	.94	.94	.94	.94
	1	1.03	.99	.95	.92	1.01	.97	.94	.91	.93	.90	.88	.89	.87	.85	.86	.84	.83	.86	.84	.83	.81	.81	.81	.81	.81	.81
	2	.95	.88	.82	.77	.92	.86	.81	.76	.83	.78	.74	.80	.76	.73	.77	.74	.71	.77	.74	.71	.69	.69	.69	.69	.69	.69
	3	.87	.78	.71	.65	.85	.77	.70	.65	.74	.68	.64	.71	.67	.63	.69	.65	.61	.69	.65	.61	.60	.60	.60	.60	.60	.60
	4	.80	.70	.62	.56	.78	.68	.61	.56	.66	.60	.55	.64	.59	.54	.62	.57	.53	.62	.57	.53	.52	.52	.52	.52	.52	.52
	5	.73	.62	.54	.48	.71	.61	.53	.48	.59	.52	.47	.57	.51	.47	.55	.50	.46	.55	.50	.46	.44	.44	.44	.44	.44	.44
	6	.68	.56	.47	.42	.66	.55	.47	.41	.53	.46	.41	.51	.45	.41	.50	.45	.40	.50	.45	.40	.39	.39	.39	.39	.39	.39
	7	.62	.50	.42	.36	.61	.49	.42	.36	.48	.41	.36	.46	.40	.36	.45	.40	.35	.45	.40	.35	.34	.34	.34	.34	.34	.34
	8	.57	.45	.37	.32	.56	.44	.37	.31	.43	.36	.31	.42	.36	.31	.41	.35	.31	.41	.35	.31	.29	.29	.29	.29	.29	.29
	9	.53	.40	.33	.27	.51	.40	.32	.27	.39	.32	.27	.38	.31	.27	.37	.31	.27	.37	.31	.27	.25	.25	.25	.25	.25	.25
	10	.49	.37	.29	.24	.48	.36	.29	.24	.35	.29	.24	.34	.28	.24	.33	.28	.24	.33	.28	.24	.22	.22	.22	.22	.22	.22

Lumen Summary

Zone	Lumens	% Lamp	% Fixt
0-30	3247	27.5	29.3
0-40	5332	45.2	48.2
0-60	9005	76.3	81.3
0-90	11072	93.8	100.0
90-120	0	0.0	0.0
90-130	0	0.0	0.0
90-150	0	0.0	0.0
90-180	0	0.0	0.0
0-180	11072	93.8	100.0

Zonal Lumens



IES Spacing Criteria

End = 1.3 Diagonal = 1.3 Cross = 1.4

6 Lamp T8 High Bay
with Open Face

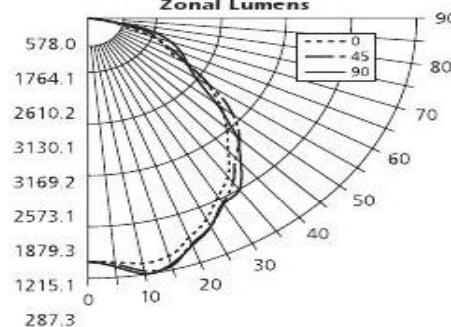
Zonal Cavity Coefficients of Utilization

Ceiling		.80				.70				.50				.30				.10				.0					
Wall		.70	.50	.30	.10	.70	.50	.30	.10	.50	.30	.10	.50	.30	.10	.50	.30	.10	.50	.30	.10	.50	.30	.10	.50	.30	.10
RCP	0	1.16	1.16	1.16	1.16	1.13	1.13	1.13	1.13	1.08	1.08	1.08	1.03	1.03	1.03	.99	.99	.99	.99	.99	.99	.97	.97	.97	.97	.97	.97
	1	1.07	1.02	.99	.95	1.04	1.00	.97	.94	.96	.93	.91	.92	.90	.88	.89	.87	.85	.89	.87	.85	.83	.83	.83	.83	.83	.83
	2	.98	.90	.84	.79	.95	.89	.83	.78	.85	.80	.76	.82	.78	.75	.79	.76	.73	.79	.76	.73	.71	.71	.71	.71	.71	.71
	3	.90	.80	.73	.67	.88	.79	.72	.66	.76	.70	.65	.73	.68	.64	.71	.67	.63	.71	.67	.63	.61	.61	.61	.61	.61	.61
	4	.83	.72	.63	.57	.80	.70	.63	.57	.68	.61	.56	.66	.60	.55	.64	.59	.55	.64	.59	.55	.53	.53	.53	.53	.53	.53
	5	.76	.63	.55	.49	.74	.62	.54	.49	.60	.53	.48	.58	.52	.48	.57	.51	.47	.57	.51	.47	.45	.45	.45	.45	.45	.45
	6	.70	.57	.49	.42	.68	.56	.48	.42	.54	.47	.42	.53	.46	.42	.51	.46	.41	.51	.46	.41	.39	.39	.39	.39	.39	.39
	7	.64	.51	.43	.37	.62	.50	.43	.37	.49	.42	.37	.48	.41	.36	.46	.40	.36	.46	.40	.36	.34	.34	.34	.34	.34	.34
	8	.59	.46	.38	.32	.58	.45	.37	.32	.44	.37	.32	.43	.36	.32	.42	.36	.31	.42	.36	.31	.30	.30	.30	.30	.30	.30
	9	.54	.41	.33	.28	.53	.41	.33	.28	.39	.32	.28	.38	.32	.27	.37	.32	.27	.37	.32	.27	.25	.25	.25	.25	.25	.25
	10	.50	.37	.30	.25	.49	.37	.30	.25	.36	.29	.24	.35	.29	.24	.34	.28	.24	.34	.28	.24	.22	.22	.22	.22	.22	.22

Lumen Summary

Zone	Lumens	% Lamp	% Fixt
0-30	4952	28.0	28.8
0-40	8082	45.7	47.0
0-60	13825	78.1	80.3
0-90	17206	97.2	100.0
90-120	0	0.0	0.0
90-130	0	0.0	0.0
90-150	0	0.0	0.0
90-180	0	0.0	0.0
0-180	17206	97.2	100.0

Zonal Lumens



IES Spacing Criteria

End = 1.3 Diagonal = 1.3 Cross = 1.3