

HBC Series

LED Wide 24" Body Mini High Bay

FEATURES & SPECIFICATIONS

INTENDED USE


High efficiency LED engineered for premium performance in medium and high ceiling applications ideally suited for warehouses, manufacturing plants, sports facilities and retail spaces. A precision-formed reflector system available in highly reflective enhanced white reflector achieve maximum light output for ceilings from 15 feet to 40 feet. The unique arrangement is ideal for wide area lighting to put the light exactly where you need it with less fixtures. Based on ceiling height, these fixtures can replace an HID high bay using half of the wattage. Surface, pendant, chain or stem mounting. Highest quality materials and workmanship.

SIZE W x L x H in inches (mm)

20.39W x 24L x 3.62Dp

CONSTRUCTION

Housing is 22 gauge prepainted steel. Air vents surround the drivers in the back of the fixture to maximize LED and driver performance, reliability and life. High reflective enhanced white reflectors are computer designed to maximize photometric performance and put the light where you need it. Access plate in the back makes wiring fast and hassle-free. Back of fixture is designed with built-in mounting holes for tong hanger, cable kit and surface mount.



MOUNTING

Designed for surface, pendant, stem or chain hanging. Mounting holes are provided for simple, fast installation. See Buyers Guide for list of all mounting options available and sold separately.

TYPICAL OPTIONS AND ACCESSORIES

Emergency ballasts, Cord sets, whips, occupancy sensors, Hanging kits, Wire guards. Contact factory for additional options.

ORDERING INFORMATION

Example: HBC22LH63W9000LA10DMV50K

HBC22L		H63W9000L		A10		DMV		50K		Options	
Lens		Reflector		Driver		Kelvin Temperature					
Blank	No Lens	A10	Aluminum Steel reflector, no uplight, standard distribution	DMV	0-10V Dimming *Field installed-Dimming Wire	30K	3000K	MDT4 Occupancy Sensor Wide Angle			
DFFR*	Door Frame with Frosted Smooth Arcylic			DMVFID	0-10V Dimming *Factory installed-Dimming Wire	35K	3500K	MDF4 Occupancy Sensor and Daylight			
Series		Wattage and Lumen				40K	4000K	CS 5-15P 120V 8ft. Cord & Plug			
HBC		N63W9000L	63 System Watts, 9000 Delivered Lumens			50K	5000K	CS12 L7-15P 277V 8ft. Cord & Plug			
LED Wide 24" Body High Bay		Z110W16000L	110 System Watts, 16000 Delivered Lumens					CS08 8ft. Cord, No Plug			
		Z144W20000L	144 System Watts, 20000 Delivered Lumens					WP 6 ft. 3 wire, Whip			
								WP10 6ft. 4 Wire, Whip			
								EM 10W, 90mins, 120-277Vac			

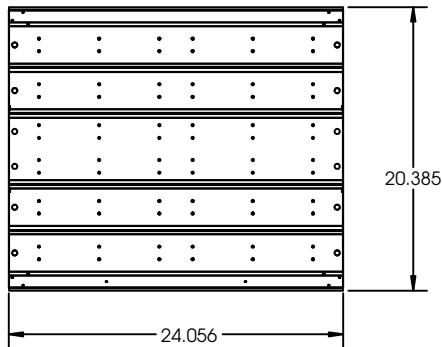


DIMENSIONS

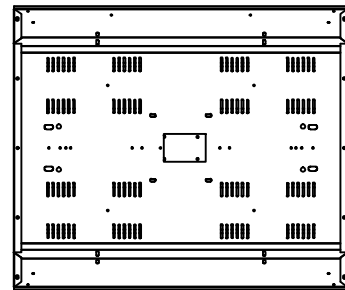
All dimensions are inches. Specifications subject to change without notice.

HBC 2ft Dimensions

Front View



Back View



Side View

