



### INTENDED USE:

Premium grade surface mounted wraparound luminaire with low brightness linear sides. For use in indoor applications where high efficiency, high performance and ease of installation is required. Ideal for retail stores, stairwells, utility areas, schools, offices and public buildings

### FEATURES & BENEFITS

- P3 technology - Post Powder Paint
- > 90% reflectivity
- Corrosion and scratch resistant
- Smooth edges for easy handling
- 90 degree sides for easy side wiring
- Nominal 7 3/4" wraps
- Clear acrylic diffuser with prismatic bottom and ribbed linear sides
- Diffuser self-aligns and hinges from either side for easy maintenance
- Available in multiple lamp configurations
- Available in lengths of 48 and 96 inches - (4' and 8' lengths)
- Surface or chain mounted
- Single or continuous row mounting capability
- Every fixture individually tested
- UL listed for damp locations

### MATERIAL

Housing and ends are die-formed from cold rolled steel. Finish is high reflectance P3 - Post Powder Paint. High reflectivity P3 reflector used in place of a ballast cover for increased luminaire efficiency. Diffuser hinges from either side in lift and shift manner and is self-centering. Listed by and bears UL label.

### SIZE W x L x H in inches (mm)

7.75W x 48.0L x 4.5"H

### MOUNTING

Surface or Suspended

### LISTING

Fixture & Ballast: UL Listed Ballast: Thermally protected , class P, HPF, Non PCB

### TYPICAL OPTIONS AND ACCESSORIES

Emergency ballasts, whips, and reflectors.

## ORDERING INFORMATION

Example: 202A232MV

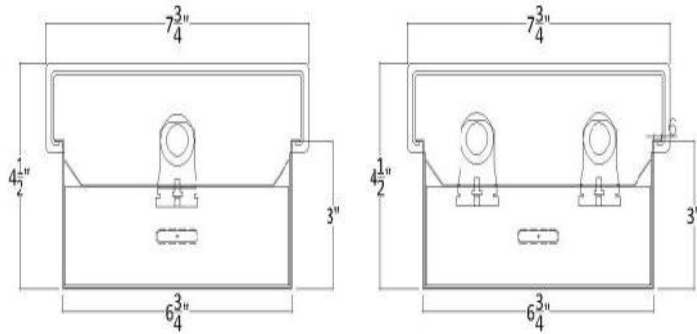
202	A	2	32		MV		
<b>Series</b>		<b>Lamp Count</b>		<b>Lamp Type [1]</b>		<b>Ballast &amp; Voltage</b>	
202 Premium 90 Degree Wraparound		1, 2, or 3 Lamps not included		28 46 in. T5 32 48 in. T8 54 46 in. T5HO		MV Multi Volt 120-277V HMV Electronic, Multivolt, Hi-Lume [3] LMV Electronic, Multivolt, Lo-Lume [3] GMV Line or 0-10V dim, Multivolt X No Ballast X1 Wired for T8 LED Single ended	
<b>Lens Material</b>				<b>Tandem</b>		<b>Options [1]</b>	
A Prismatic Acrylic #12 Pattern				Blank 4 ft. 8 8 ft. tandem		EM Emergency ballast, 500 lumens EM14 Emergency ballast, 1400 lumens <b>NOTE:</b> EM14 required for T5HO lamps	

### Notes:

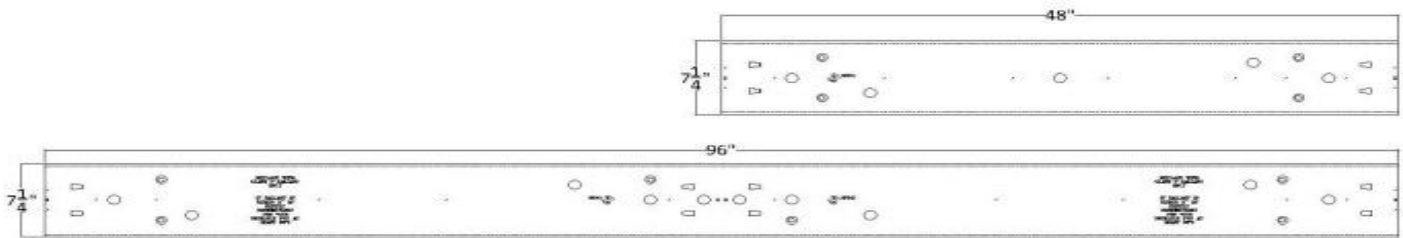
- [1] See end of T02SURF for many additional lamps, ballasts, finishes and options.  
 [2] Custom louvers available in any cell configurations. Consult factory for additional information.  
 [3] HiLume and LoLume ballasts available for T8 lamps only.  
 [4] Consult factory for custom finishes.



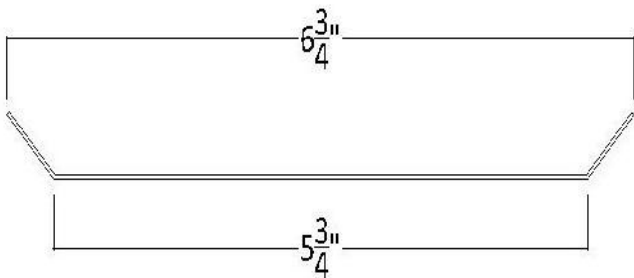
**FIXTURE CROSS SECTION VIEW**



**FIXTURE BACK PLAN VIEW**



**REFLECTOR CROSS SECTION VIEW**



**REFLECTOR BACK PLAN VIEW**

